

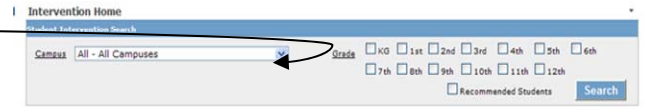
FWISD Edugence One Pager

Edugence was built to provide campus and district personnel with access to timely student assessment data and intervention strategies to aid in planning and implementing data informed decisions

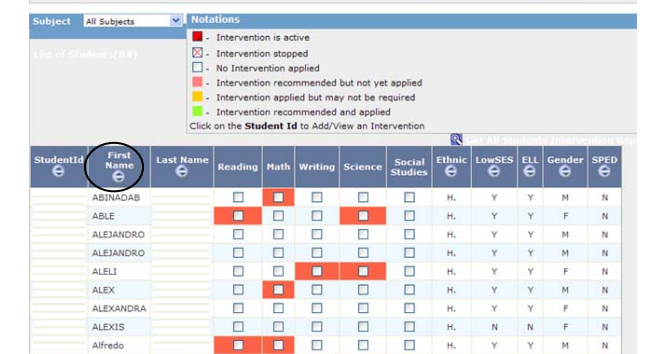
To Begin Select the pull-down menu and choose the school you wish to view from the alphabetized list.



To choose the grade Select the **box** with the grade you wish to view and click on **Search**

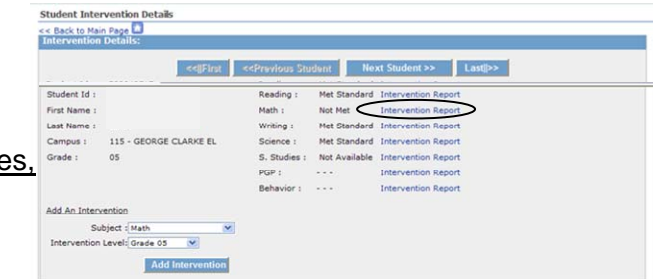


To manage intervention plans The Intervention Tab allows you to search, apply, and control intervention plans for students. A color coded intervention status box provides *Notations* regarding interventions taken. The Information Bar allows you to sort information by student, subject and demographic data.

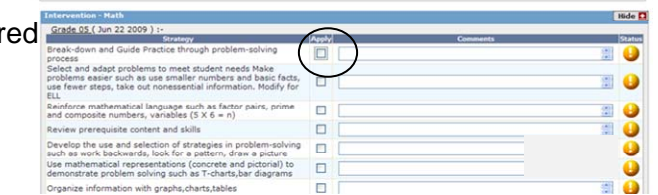


To sort Use the icon  to sort demographic information

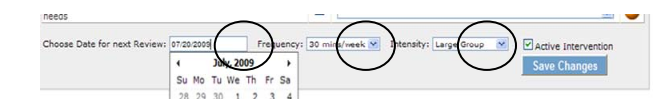
To add interventions, review student progress, apply strategies, and determine a monitoring schedule Select the subject **intervention report** of the test that was not met.



Check on the apply box to initiate the strategy to be monitored



Check the desired **date** for the student's review, intervention **frequency**, and **intensity** from the pull-down menus.



To see student history Select the **Student Intervention Report** to view the student's test history. You can export the document and sort it in an Excel, save as a PDF, or use alternate programs.

