

STANDARD OPERATING PROCEDURE FOR COWTOWN CLASSIC

TABLE OF CONTENTS

SECTION 1- EVENT OVERVIEW

A. GENERAL	2
B. COWTOWN CLASSIC SOP	2
C. AWARDS AND AWARD CEREMONY	2
D. DRILL MEET SCHEDULE	2
E. COMPETITION CATEGORIES	2

SECTION 2- GENERAL EVENT SPECIFICATIONS

A. ENTERING THE COWTOWN CLASSIC DM	3
B. DEADLINES, REFUND POLICY	3
C. CHECK IN	4
D. INFORMATION ONLINE	4
E. INFORMATION AT THE DRILL MEET	4

SECTION 3- COMPETITION, DISCIPLINE AND CONDUCT

A. DISCIPLINE	4
B. MILITARY COURTESIES	4

SECTION 4- COMPETITION AND AREA SPECIFICATIONS

A. GUIDELINES	5
B. UNIFORM	5
C. DRILL REGULATION	5
D. CONDUCT	5
E. STANDARDS GOVERNING SIZE OF UNITS AND DRILL PAD SIZE	6

SECTION 5- JUDGING STANDARDS

A. GENERAL	6
B. SCORING	8

SECTION 6 – PROCEDURE GUIDES

9

APPENDIXES

A. VARSITY ENTRY FORM	
B. JUNIOR VARSITY ENTRY FORM	
C. STATEMENT OF WAIVER FOR PT	
D. BASIC/REGULATION & EXHIBITION ARMED/UNARMED JUDGE SHEETS (7)	
E. COLOR GUARD JUDGE SHEETS (3)	
F. PT JUDGE SHEETS & TIME CRITERIA (M/F) 100 YD. DASH (3)	
G. QUESTIONS – DRILL & COLOR GUARD	

SECTION 1- EVENT OVERVIEW

A) GENERAL

The Cowtown Classic Drill Meet (CCDM) is sponsored by the Fort Worth Independent School District JROTC Department. **The date of the Drill Meet is November 7, 2009.** All JROTC cadets, other high school students, school officials, parents, and friends are invited and encouraged to attend the Drill Meet.

B) The Cowtown Classic DM SOP

1. This SOP includes all information that is pertinent to the competition and necessary for your team's preparation & attendance. Along with the rules and regulations of the meet, we expect all JROTC cadets, other high school students, school officials, parents, and friends to display the utmost respect to the judges, themselves, each other, and to military courtesies while at the Drill Meet. The entire success or failure of your trip will depend on your ability to internalize all of the regulations. Please familiarize yourself with this SOP in detail. Questions concerning this **SOP** or the Drill Meet should be submitted to LTC (R) Larry Simpson or SFC (R) Jesus Villegas.
2. Once you have read this SOP and agree to all of its terms and conditions, please complete the Entry Form. No school or organization may compete without the proper submission of this form.
3. All competitors, instructors, and team supporters are subject this SOP. Any items not specifically covered are at the sole discretion and determination of the Site Managers.

C) AWARDS AND AWARDS CEREMONY

1. Trophies will be awarded to 1st, 2nd, and 3rd place finishing teams in each event. One team will be awarded the title of Grand Champion and will receive the Grand Champion trophy. We will also offer 1st place team medals and other individual medals. **All JV competitors will compete for medals only.**
2. **Fort Worth Cowtown Classic Grand Champion:** Awarded to the unit with the most points based on 3 points for each 1st place team, 2 points for each 2nd place team, and 1 point for each 3rd place team **in each event.** To be in consideration for the Grand Champion Trophy, as a minimum, a team must be entered in all four competitive events (Academic Challenge, Color Guard, Drill Team, and Physical Fitness). In the event of a tie for Grand Champion Trophy, the tie-breaker will be the school **with the greatest number of 1st places on team events.** individual 1st places do not count for the tie-breaker. *(Should fewer than twenty schools accept this invitation, the 3rd place and Grand Champion will not be awarded.)*
3. **Beginning in 2009, we are resuming the award ceremony. The ceremony will be held inside WGAC and begin approximately 30 minutes after the conclusion of the last team competition.**

D) DRILL MEET SCHEDULE

Schedules will be prepared on a "PAID first come, first serve basis." You are encouraged to complete and return the entry form and fees as early as possible, but not later than **30 October 2009.** Upon receipt of your entry form and arrangement for payment of team fees, you will be emailed a Competition Packet containing scheduled event times. Strip map, motel accommodations, restaurants, and areas of interest will be mailed **if requested.** Team time schedules will be **emailed** to all entering units NLT **23 October 2009.**

E) COMPETITION CATEGORIES:

The meet will consist of the following events:

Varsity Category

- a) Academic Challenge – (4 Cadets / Team, **2 Teams/Event**)
- b) Color Guard – Male/Coed (mixed), and Female (4 Cadets / Team, **2 Team/Event**)
- c) Drill Team – Unarmed/ Non-Service, and Armed [(Service only), **2 Teams/Event**]
- d) Knock Out Drill – Individual Unarmed
- e) Physical Fitness –Male, and Female (4 cadets / Team; **no coed team, 2 Teams /Event**)
- f) **Marksmanship competition** - (Precision and Sporter Teams)

JV Category

- g) Color Guard – Male/Coed (mixed), and Female (*4 Cadets / Team, 2 Team/Event*)
- h) Drill Team – Unarmed/ Non-Service, and Armed [*(Service only), 2 Teams/Event*]
- i) Physical Fitness –Male, and Female (*4 cadets / Team; no coed team, 2 Teams /Event*)

SECTION 2- GENERAL EVENT SPECIFICATIONS

A) ENTERING THE CCDM

1. The meet is open to all JROTC programs and select other military high school based drill groups. The **Registration Fee is \$40 per varsity team and \$35 per JV team.**
2. Multiple Level Entries
 - a. Schools may enter two (2) teams per competitive event in the Drill Meet. This same rule applies for JV with the exception of marksmanship and academic challenge; where there is no JV competition. **Under NO circumstances will any school be allowed to bring more than TWO (2) complete teams per event.**
 - b. When entering two teams in the varsity competition, each will compete on their own merits, with both teams eligible for all event trophies and the Grand Champion awards.
 - c. ***ENSURE YOUR TEAM DOES NOT HAVE CADETS WHO ARE “CROSSING OVER “AND COMPETING FOR TWO DIFFERENT TEAMS IN THE SAME EVENT.***
 - e. Every team from a school MUST be denoted with a distinctive & descriptive team name (i.e., Williams High School-Team #1 and Team #2.)
 - f. **Marksmanship Competition:** **3-7Nov (Tue-Sat)** at the Paschal (HS) JROTC Range, 3001 Forest Park Blvd., Fort Worth, TX 76110; Units from North Texas are encouraged (preferred) to shoot early on **3-6 Nov.**

B) DEADLINES AND REFUND POLICY

1. Submission of an entry form is considered a contractual agreement and an obligation to pay for the number of teams competing. Any school sending in their entry fee early can receive a complete refund of fees paid provided the request is made in writing on or before the deposit deadline outlined within this SOP. **Deposit deadline is seven (7) calendar days prior to the drill meet.**
2. MOST IMPORTANT: **FWISD JROTC must** purchase all of the all items provided to each attendee and school. Therefore, it is crucial that each school understand that payment of the entry fees is a commitment to attend. Submitting an entry form **DOES NOT** lock in your requested times; **payment** accompanying the form **does**. Final posting will be done by **4 November 2009**. In the event you must cancel your entry, a full refund will be granted (**ONLY**) after this office has been notified by **EMAIL OR FAX**. Cancellation must be received not later than the deposit deadline.
3. **EXCEPTIONS:**
 - a. FWISD has developed a policy regarding exceptions to the refund policy that all attendees should be made aware of. These are as follows:
 - b. We will refund any school registration fee should a school board, principal, or other oversight body ban school travel (and therefore your attendance) prior to the stated deadline. (Note: all teams should find out their current school board policy regarding travel BEFORE entering the meet.)
 - c. Should any federal governmental body delay flights, buses, or other forms of transportation due to any security issue, and this delay will prevent a school from attending the event. We will issue a full refund of the entire amount of money paid by the school to FWISD.
 - d. IF FOR ANY REASON the meet is cancelled; all schools will be given a full refund of all money paid.
 - e. ALL EXCEPTIONS ARE HANLDED ON A CASE BY CASE BASIS AND THE FINAL DECISION TO REFUND ANY OR ALL FUNDS MUST BE APPROVED BY THE PROJECT MANAGER

C) CHECK IN

1. Check In for all schools and will be held on Saturday morning at Wilkerson Greines Activity Center (WGAC). Competition schedules will be distributed, times, locations and directions for this important pre-competition meeting can be found online as well. The purpose of this meeting to ensure there is no miscommunication prior to the drill meet so that all issues can be resolved as soon as possible.
2. Teams will be responsible for all information briefed at check in, such as, *SOP modifications & clarifications as well as scheduling assignments.*
3. The Check In is held for the primary Cadet Commander and Senior Instructor only. Last minute instructor's questions should be addressed either upon check-in with the event staff during registration or at any time throughout their arrival day. *Questions should be asked in advance via telephone or email whenever possible.*

D) INFORMATION ONLINE

1. All information for the meet can be obtained online at: <http://www.fwisd.org/jrotc/Pages/cowtownclassic.aspx>
2. The meet managers can be contacted directly via e-mail at Larry.Simpson@fwisd.org or Jesus.Villegas@fwisd.org. FWISD JROTC department phone is: (817) 871-3256. Fax is: (817) 871-3254.

E) INFORMATION AT THE DRILL MEET

1. A copy of the master event schedule, a campus map, a copy of the SOP, as well as times, locations and directions to all events can be found at the Check In Area.
2. There will also be information about the meet, ROTC programs, as well as demonstrations by any special guest teams.

SECTION 3- COMPETITION CONDUCT AND COURTESY

A) COMPETITION CONDUCT

1. Everyone is to be on their best behavior. Unsportsmanlike or improper conduct will not be tolerated.
2. Misconduct includes but is not limited to unsportsmanlike behavior, physical and verbal harassment, fighting, insubordination, profanity, interference by supporters of any team, and distasteful movements. Site managers have the latitude to impose punishment ranging from penalty points to forfeiture of all trophies and awards won.

B) MILITARY COURTESIES

1. Military customs and courtesies are essential in the conduct of this event. It is expected that **all JROTC** cadets as well as Instructors and other guests observe them.
2. All commissioned officers should be saluted and addressed with the greeting of the day. While in the immediate area of the drill pad only officers of grade O-6 and above are required to be saluted. This does not apply if an individual is indoors, judging, being judged, competing in an event, or standing by for entry into an event. When not in the immediate area of the drill pad all officers should be saluted along with the greeting of the day
3. The National Colors carry the utmost respect and discipline. For this reason we ask that all colors remained cased until the after the Color Guard has been inspected and cased after the completion of the drill at the exit of the drill pad. If the Colors pass in front of you (uncased) outdoors and you are in uniform render a salute six paces before and six paces after the colors pass you. If in civilian attire the place your hand over your heart rather than salute when outdoors. When indoors and the Colors pass in front of you cased or uncased, you should stand at the position of attention. The only exception is while the National Colors are on the drill pad and the Color Guard carrying them is competing. ALL attendees should be aware of this.
4. Professional conduct is expected from everyone while at the drill meet.

SECTION 4- COMPETITION AND AREA SPECIFICATIONS

A) GUIDELINES

1. The competition phase will be conducted in accordance with the provisions of US Army Field Manual 3-21.5, Drill and Ceremonies Manual; with considerations given to deviations, if any, of Armed Services other than the Army that are present for competition. All deviations must be presented to the Head Judge at the drill team check in site.
2. All judges will be versed in all four services variations of drill so as to not create an unfair judging environment.

B) UNIFORM

Uniform. The uniform may be any type of military uniform or combinations thereof approved for wear by the unit's Instructor Cadre. No restrictions are placed on color, material, headgear, footwear, legging or accessories to the uniform unless expressly prohibited by US Army Western Region or US Army ROTC Cadet Command directives or appropriate directives of other services. (No Black, OD Green, Maroon Berets). No uniform changes will be allowed during or between phases of the meet. All parts of the uniform are subject to inspection. Uniformity will be expected.

C) DRILL REGULATIONS

1. Regulation Drill will be in accordance with the respective service manual. The sequence, not the appropriate command, is given on the event judge score sheet in the appendices of the SOP. The Commander for the Platoon or Flight must commit the sequence and the appropriate commands to memory.
2. For the teams performing in Regulation events, the team will remain at attention after reporting. When the head judge drops his salute, the commander may proceed.
3. Exhibition drill is scored on difficulty, precision, military bearing, originality, and overall appearance.
4. "Knockout" is an event where each individual will compete in an unarmed, last man standing event. This event will NOT count in the overall competition. Knockout drill will be held during the noon hour at a site to be announced that day.
5. During the Inspection event, the cadet unit commander will fall in his unit in the Inspection Area. Once their unit is at attention then he/she will salute the head inspector and state, "Sir/Ma'am/Drill Sergeant"; "**Name**" High School prepared for inspection." All cadets attending must participate in the inspection event. All squads (elements) will remain at attention and the cadet commander will remain in place and not follow the judges, because all squads will be inspected simultaneously. Inspectors will judge each cadet based on their respective service regulations. While being inspected, each cadet will be asked one question from the Inspector's General Question sheet.

When all cadets have been inspected the head judge will turn the unit back over to the commander with the rest of the judges. The unit commander will salute, and the head inspector will say, "Inspection complete, dismiss your unit." At this time the unit commander may fall out his unit and leave the inspection area.

D) CONDUCT

1. The unit needs to assemble in the designated area under the control of the commander at least five minutes prior to the scheduled competition time. If the unit is early and events are running ahead of schedule, they may compete early, but a team will not be penalized for being late until their normal scheduled time has passed.
2. All BASIC Armed routines will use rifles. Sabers are only authorized for Exhibition Armed events. However, the Commander of Basic Armed routines may use a saber instead of a rifle, or be unarmed.

3. The Commander of the Regulation Platoon or Flight, when instructed, will direct his/her unit to enter the drill competition area and report into the Head Judge. The Commander then directs his/her unit to "Present Arms." The commander will then salute the Head Judge and report that the unit is ready for competition. The proper verbiage for reporting in is, **Sir/Drill Sergeant "Cadet (Name) from XXXXXXXX High School reports in for the regulation/exhibition phase. We will perform in accordance with the United States Army Field Manual 3-21.5, dated July 2003(or latest date of FM). [Other services should quote their respective manual for drill and ceremony and give date of publication.]** ANY derivation from the verbiage will be penalized accordingly. The report in must be heard by all judges. The Head Judge will then return the salute with a verbal directive. The Commander will then direct "Order Arms." Following this, the Commander will direct his/her unit according to the sequence of commands listed for the particular event located in the appendices of the SOP. After the sequence is completed, the Commander will direct "Present Arms" and then reports, "Sir/Ma'am this completes our drill routine, request permission to leave your drill pad." The Head Judge will return the salute and the Commander will direct the unit to exit the drill pad. There is no maximum or minimum time for Regulation events.

4. For all Exhibition Platoon/Flight events, the unit will report in and out. However, the report may take place at any point in the routine. Entrance and Exit boundary requirements will still be observed in all exhibition events.

5. Time for exhibition events begins when the last member of a unit crosses the boundary line and ends when the last member of a unit exits the drill pad at the end of the performance. Time constraints for exhibition are as follows:

Time for Exhibition events:
(Minimum Time to Maximum Time,)
Platoon/Flight: 5 Minutes to 7 Minutes

E) STANDARDS GOVERNING SIZE OF UNITS AND DRILL PAD SIZE

1. Platoons will be composed of **at least ten (10)** members, including the Unit Commander. A Guidon Bearer is optional and may not be included in the ten member minimum requirement. The size of the platoon drill pad is **110' x 100.'**

2. Color Guard will be composed of four (4) members. Size of the Color Guard drill pad is **60'x 60'.**

3. "Knockout" is an event where each individual will compete in an **unarmed**, last man standing event. There will a preparation period where the Head Judge will give a series of command so the cadets may become accused to his voice and his/her style of commanding. After this period is over the Head Judge will say, "The next command will begin the competition phase of the Knockout competition." The Head Judge will execute regulation stationary commands as well as "trick" commands. Individuals will be "knocked out" for improper execution of the maneuver based on their respective service, improper placement of hands before, during, or after a maneuver, failure to execute a regulation command, or for the execution of a "trick" command.

SECTION 5- JUDGING STANDARDS

A) GENERAL

1. The competition phase will be conducted in accordance with the provisions of US Army Field Manual 3-21.5, Drill and Ceremonies Manual; with considerations given to deviations, if any, of Armed Services other than the Army that are present for competition. All deviations must be presented to the Head Judge at the drill team check in site.

2. All judges will be versed in all four services variations of drill so as to not create an unfair judging environment.

3. Drill (Armed and Unarmed) competition is composed of 3 sub-phases: Inspection, Regulation, & Exhibition. A team that begins in the inspection phase **must continue through the Regulation and Exhibition phases without any substitutions of team captain &/or team members.**

4. For all Basic Drill events, Judges are to select an area around the drill pad and remain basically in the same location for all judging. Should a judge decide to move to a different location to watch a specific move, such as the judge on back side moving to better position to observe a team reporting in, then he/she should make this same move when ALL teams are reporting in. For all Exhibition Drill events, judges are permitted to move around the drill pad at their discretion as long as they remain on one side of the drill pad. Judges should attempt to remain spaced around the drill pad as to judge from different perspectives.
5. Judges will give a score for every item on the score sheet. Judges may only be changed during an event in the case of an emergency as so permitted by the meet project manager(s) or site manager in order to have consistency and fairness in the judging of events. In the event of such an emergency all effort will be made to score consistently with the previous judge's standards. Judges are requested not to change their standard during an event. For example if a judge starts as a Hard/Easy scorer- then he/she will judge all entries on the same standard.
6. Judging begins as soon as the team enters the drill pad.
7. If a problem occurs with judging or the team feels the judging was unfair, the Unit Commander for the event as well as the Senior Instructor together must bring the problem to the attention of the Head Judge. No other persons are allowed to dispute the findings of the Judges. Doing so will result in DISQUALIFICATION from the event.
8. Judges should sign their score sheet. It is not necessary for the Judge to fill in the Final Score, as this will be done in the Score room. A runner will pick up the score sheets and return them to the Score room.
9. The team will report to the Head Judge when they arrive at the drill pad, once the judging is completed for the previous team. The team will not form up on the side of the drill pad until the previous team exited the drill pad. The team will stand by at the position of Parade Rest until the Head Judge will direct the team that they may enter the drill area for competition. If the time schedule shows it is time for the team to perform and the team is not ready the Head Judge take the next team who is ready. If a drill pad gets ahead of the scheduled times, a team may compete early if the judges agree. However, under no circumstances is a team obligated to perform earlier than the scheduled time. A team will not be penalized for being late until the time shown on the Time Schedule has passed.
10. Regulation Cadence- Teams not conforming to their service regulation or FM 3-21.5 will be penalized according to that category of the score sheet. In exhibition events, the cadence is left up to the discretion of the performing team. Any school omitting numerous commands during the portion of the routine where cadence is checked may receive a max cadence violation by the head judge if the omission hampers the judge's ability to secure a cadence check for your team.
11. The ARMY 30-inch step is mandatory during the bulk of Precision Basic drill and Color Guard events in all divisions. Variation by other services is understood. Teams should closely review their use of a 30" step. Teams who deviate significantly from this 30" step will be marked down by the judges and taken into account in the "overall evaluation" scoring section as well.
12. During Regulation events and Color Guard Drill, the performance of extra movements not required by your service or the drill sequence (done primarily to avoid boundary violations), will result in a 5-point per-occurrence penalty. Special attention is also given to judges to ensure proper enforcement of regulation movements and recognizing improper actions (i.e., foot stomping, improper flashy movements, etc.).
13. No bayonets, handguns, special effects, props, music or musical instruments, (bugles, drums .ANY musical instrument), pyrotechnics or banners/flags (except for unit colors) are allowed to be used or carried by anyone at the event. Additionally, no horns, whistles, or any other artificial noise-making devices may be used during the meet by anyone at any time.
14. Should a weapon break or become unusable during any performance at the meet, a back-up weapon may be handed to the cadet. This weapon hand-off will be made only by a performing cadet leaving the formation, moving to the boundary, handing the broken weapon to someone just outside the competition area and receiving a new weapon. He/she will then rejoin the formation and continue the performance. No added time will be allowed for such an occurrence. This can be done as many times as necessary during a performance.
15. The Inspection event must be attended by everyone competing with that team. Teams will be graded on the correctness of wearing the uniform in accordance with their respective service. Each team start with a score of 100, for each infraction 1 point will be deducted. Teams will also be asked general information questions about their service, failure to answer the question properly will result in loss of 1 point.

16. In order to ensure fair judging for all services, one judge from each service (when available) will be present at each drill pad to ensure that each respective service drill is judged on that service's correctness. That judge will inform the rest of the judges after the event if any derivations from the drill was conducted so scores may be adjusted accordingly. During the event the other judges will be watching for the sharpness of execution, timing and the alignment of the drill routine.

17. Teams failing to follow rules shown previously may be removed from the event.

18. Cadet Command has currently issued a new drill rifle which is the replacement for the original, standard M-1 or 1903 Springfield rifle. This weapon is called – "Drill Rifle (Facsimile) 1903".

The issue of this new weapon has raised several questions concerning what category a team should be in if they are using this new rifle. For the benefit of our Cowtown Classic customers, here is the official position of the FWISD DAI as the meet host for the **Varsity and JV categories.**

1. A unit (branch immaterial) that still uses a regulation M-1 or Springfield 1903 would enter the **Armed** category-Varsity level.
2. A unit that uses the new Cadet Command "Drill Rifle (Facsimile) 1903" would enter the **Armed** category-Varsity level.
3. **Prohibited:** The use of a replica of a service weapon that is considerably less in weight (i.e. a 2-5 lb. balsa wood stock) is **not permitted at Cowtown Classic.**

B) SCORING

1. Winners of an event are determined by the addition of all event judge scores to get a total score. Any penalty points will then be taken into account and subtracted from the total score to give a final score.

2. For the title of Grand Champion, all of the event scores from every event that the school competes in will be added together to give a competition score. Each team will receive 3 points for placing 1st, 2 for placing 2nd, and 1 for placing 3rd in an event. Thus it is beneficial to attempt every event in competition.

3. In the instance of a tie for a single event, the following procedure will be used. The highest number of 2nd place awards will be the determining factor. If a second tie occurs, the highest number of 3rd place awards will be the determining factor. If a tie still occurs the score of the Head Judge score will be used to break the tie.

4. In the instance of a tie for the title of Grand Champion, all exhibition events will be disregarded.

SECTION 6 – PROCEDURE GUIDES

The following pages will give participants information on procedures in the form of guides for each of the competitive events.

1. Academic Challenge
2. Drill – Armed and Unarmed
3. Color Guard
4. Physical Fitness
5. Marksmanship

ACADEMIC CHALLENGE

Purpose. To provide information on preparation and conduct of the Academic Challenge competition at Cowtown Classic. Winners of 1st, 2nd, and 3rd places will be awarded.

General. Academic Challenge is a timed, two-phased (gender neutral) team event, involving 4-team members. Each participating school will be allowed to enter two (2) teams (**MAX**). Our site manager will be able to accommodate 2 teams simultaneously for the written and jeopardy phases. All members will contribute to the final team score. One cadet must be designated as Team Captain and spokesperson, by a cadre instructor prior to competition. Seven (7) categories (below) have been selected to contain general knowledge for any JROTC cadet. Questions have been developed with ONLY ONE possible answer. Coaches may not enter the testing rooms.

Phase-I is a Written Examination consisting of (20) questions from all categories. Strict procedures will be observed. Writing materials will be provided.

Phase-II is a Team Jeopardy consisting of ten (10) questions from any category. Scores from each phase will be combined and final team score posted throughout the day.

<u>Categories.</u>	Leadership	Customs & Courtesies
	Drill & Ceremony	Military History
	U.S. Flags	Citizenship
	Current Events	

Composition of Judges. Two panels of judges will conduct competition in two separate rooms (Phase-I and Phase-II). One Head Judge will administer the overall competition.

Phase I. “Written Examination.” Teams will report to the “holding area” at **Station #1**, NLT 10 minutes before start time. Upon entering the testing area, no talking will be allowed, except for the Captain responding to the Judge doing the briefing on administrative procedures. Each team member will receive a copy of the same comprehensive exam. ONLY ONE answer is possible per question. Teams will be allotted ten (10) minutes to answer as many questions as possible. The exam will consist of questions from all categories. The team will be notified when three (3) minutes remain; then one (1) minute; and stop. All members must immediately STOP, and wait for instructions. Any member violating examination, or competition protocols will be ground for team disqualification. Team Captain will have 2-minutes to move his team to the next station. Scoring will be completed upon departure. Each individual team member’s exam will be scored, then (team) sub-totaled and combined with Phase-2 for the overall team score.

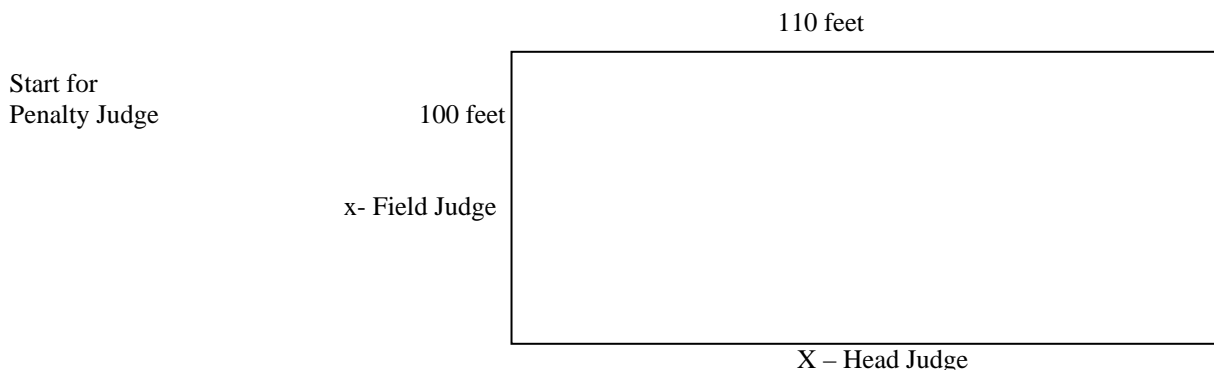
Phase II. “Team Jeopardy.” Captains must arrive at **Station #2** within the time allotted and report to the Judge. One member must be identified as “Spokesperson” for all team answers. Upon entering the testing area, no talking will be allowed, except for the Captain responding to the Judge doing the briefing on administrative procedures. The team will be given one additional minute for final preparations. The team will respond to ten (10) oral questions. Fifteen (15) seconds will be allowed for each response. The team is allowed to huddle and collaborate on each response; designated spokesperson must give the response within the allotted time; then remain quiet for the next question. This process will repeat itself until all responses are complete. Any member violating examination or competition protocols will be ground for team disqualification. Upon dismissal the Captain will immediately move the team from the testing area. No loitering will be allowed. Scoring will be completed upon departure. Team jeopardy exam will be scored, then again sub-totaled, and combined with Phase-I for the overall team score.

SPECIAL INSTRUCTIONS:

- All contestants will be under strict orders to avoid any discussion of testing to ANYONE.
- Final team score will be posted throughout the day.
- **Uniform:** Military uniform as designated by unit instructor.
- No loitering in the “testing site” after competition.
- Protest of results may be taken to the Head Judge, within 20 minutes after competition.

DRILL (ARMED AND UNARMED)

The Head Judge will center himself/herself along the sideline of the drill area. The team may enter and exit the pad at any point in the drill box. If the time schedule shows it is time for the unit to perform and the unit is not ready the Penalty Judge will mark on the Scoring Sheet that the team was not ready. The Commander of the unit, when directed by the Head Judge, will direct his/her unit to enter the drill pad and stop the team approximately twelve paces in front of and centered on the Head Judge. All Judges start scoring at time the team reports in and continue grading; concluding with reporting out. The Commander then directs his/her unit to "Present Arms." The Commander then salutes the Head Judge and reports the unit is ready for competition by stating, "Sir/Drill Sergeant "Cadet (Name) from XXXXXXXXX High School reports in for the regulation phase. We will perform in accordance with the United States Army Field Manual 3-21.5, dated July 2003(or latest date of FM). **[Other services should quote their respective manual for drill and ceremony and give date of publication.]** The Head Judge will return the salute with a verbal directive. The Commander will then direct "Order Arms." The Commander will continue with the routine after receiving a verbal directive from the Head Judge according to the sequence of commands for the particular event. Completing the sequence in the order listed will return the unit to the same position as reporting in. The Commander will report out to the Head Judge by stating, "Sir/Ma'am this completes our drill routine, request permission to leave your drill pad." The Head Judge will return the salute without verbal comment and the Commander will direct "Order Arms" and direct the unit off the drill pad. As soon as the unit reports out all Judges complete their score sheet by grading Reporting Out and Overall Appearance categories.

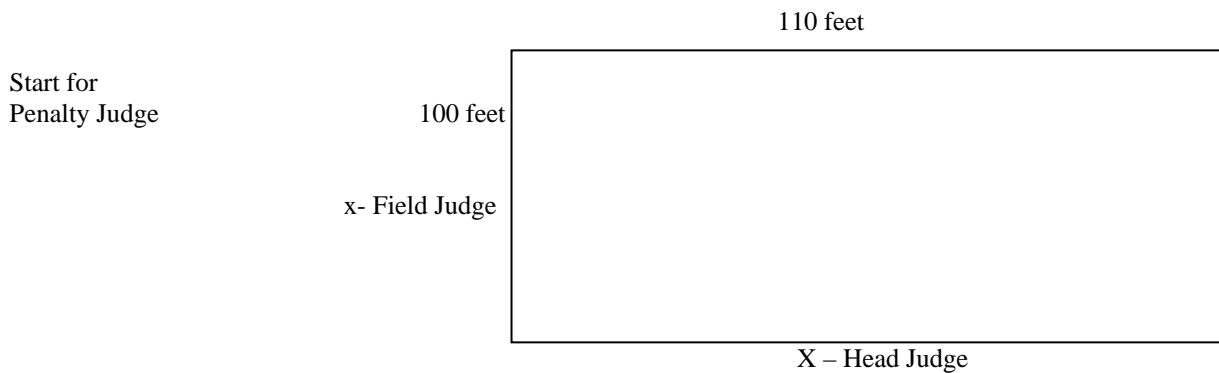


X –Field Judge
X –Head Judge

- Judges are: 1 ea. Head Judge and 2 ea. Field Judges
- Team may enter/exit at any point
- Judges are encouraged to roam the drill area at will.

EXHIBITION (ARMED AND UNARMED) PLATOON/FLIGHT

The Head Judge will center himself/herself along the sideline of the drill area. The team may enter and exit the pad at any point in the drill box. If the time schedule shows it is time for the unit to perform and the unit is not ready the Penalty Judge will mark on the Penalty Sheet that the team was not ready. The unit may enter anywhere on the Head Judge's right side of the pad. When the team reports in the team must be in front of and centered on the Head Judge (distance from the Head Judge does not matter). The unit will report in and out to the Head Judge, however; the report may take place at any point in the routine and need not be at the start or end of the routine. To report in the Commander needs to bring the unit to a degree of "Present Arms," salutes the Head Judge and reports the unit is ready for competition by stating, Sir/Drill Sergeant "*Cadet (Name) from XXXXXXXX High School reports in for the exhibition phase.*" To report out the Commander will bring the unit to a degree of "Present Arms" and report out to the Head Judge by stating, "Sir/Ma'am this completes our drill routine, request permission to leave your drill pad." For Exhibition events it is mandated that each judge watch the complete performance and then score the five items on the score sheet after the team has completed its routine.

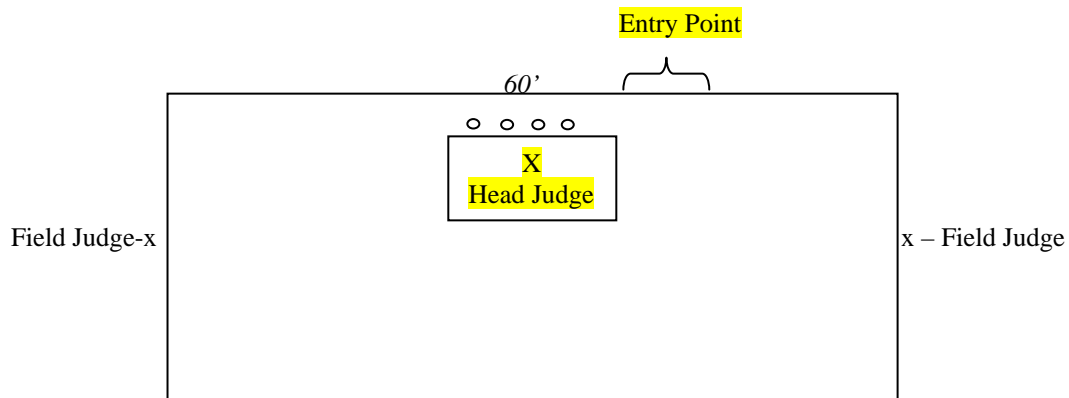


X –Field Judge
X –Head Judge

- Judges are: 1 ea. Head Judge and 2ea. Field Judges
- Team may enter/exit at any point
- Judges are encouraged to roam the drill area at will.

INSTRUCTIONS FOR JUDGES - COLOR GUARD

The Head Judge will position himself/herself as indicated in the drill area so the Color Guard will enter the pad to the Head Judge's right side. The Head Judge will direct the Color Guard that they may enter the drill area. The inspection of the Color Guard will take place before entering the drill pad without the colors or rifles. During the inspection the Color Guard will be wearing everything it needs for competition (carriers, gloves, etc.) The Color Guard will begin outside the drill pad at Order Colors. There is no report in or report out for the Color Guard event. The commander of the Color Guard, when signaled by the Head Judge, directs his/her unit to enter the drill competition area. All Judges start scoring at the time the order Sling, Arms is given and will continue grading each movement. All Judges should observe to make sure the bearer of the National Colors is giving the commands. If the bearer of the National Colors is not giving the commands, the Head Judge only will penalize the team accordingly from the total score.



X - Head Judge
X - Field Judge

NOTE: Judges are encouraged to roam the drill area at will.

PROCEDURE GUIDE FOR PHYSICAL FITNESS COMPETITION

Purpose. This guide is published to provide information to all entrants in the Physical Fitness Competition to be held as part of the Fort Worth Cowtown Classic.

General. This competition is for all high school JROTC physical fitness teams of all Armed Services and NDCC Unit only. The competition phases will be conducted in accordance with provisions of *Foundations For Success*, Unit 4, Chapter 2 and Field Manual 21-20, Physical Fitness, with consideration given to deviations, if any, of Armed Services other than the Army. All deviations must be presented to the person in charge of the check-in point at the time of registration.

Categories/Composition/Registrations of Physical Fitness Teams. The two (2) categories are MALE and FEMALE. NO CO-ED TEAMS ALLOWED. Teams will consist of four (4) members. A team captain will be designated for each team.

Uniform. The uniform will be appropriate athletic clothing and sneakers/running shoes. *No cleated running shoes are allowed.*

Waive. Each competitor must turn in a completed an individual waiver at the event registration table.

The overall competition is conducted in three phases as follows:

PUSH-UPS. Push-ups will be conducted from a front leaning rest position. Time limit will be two (2) minutes. Both male and female competitors will accomplish this event.

CURL-UPS. Curl-ups will be conducted on back with kneed bent, and arms across chest. Time limit will be two (2) minutes. Both male and female competitors will accomplish this event. Feet may be held by a partner, with only hands grasping the ankles of each competitor (no sitting on feet). Holders will be provided by the event director.

100 YARD DASH. 100 Yard Dash will be conducted in groups of two (2) to five (5) runners. Quickest time declares winners. Both male and female competitors will accomplish this event. Time is deducted from 100 points to achieve the final score for the event.

Scoring. Scoring will be accomplished by a numerical system and posted throughout the day at the Student Activity Center.

Registration. Physical Fitness advisors and / or commanders are required to register their team at the central check-in point in the Student Activity Center upon arrival for competition. Questions concerning the Physical Fitness competition or scoring should be addressed at the time. Standby registration and payment will also, be accomplished at that time. Each competitor must have completed an individual waiver and turned in the waiver at registration. Units are requested to complete (Statement of Waiver) for each competitor. **CADETS WILL NOT BE ALLOWED TO COMPETE WITHOUT COMPLETED STATEMENT OF WAIVER.**

Dressing Area. Dressing areas are provided in the Wilkerson Grienes Activity Center. Teams are requested not to leave their equipment in them, as other teams will be utilizing the same area. If possible, Color Guards should use the dressing rooms at the same time.

PROCEDURE GUIDE FOR THREE POSITION AIR RIFLE COMPETITION

Purpose – This Guide is published to provide information to all entrants in the Three Position Air Rifle Competition to be held as part of the Fort Worth Cowtown Classic, hosted by The Corps of Cadets of FWISD. Competition will be conducted in the Shoulder to Shoulder Phase.

General – This competition is for all high school JROTC marksmanship teams of all Armed Services and NDCC Units of all Armed Services only. By your entry, you are certifying that your team has passed all the mandated instruction required by your military branch of service and that each team member has satisfactorily completed and passed a marksmanship safety program. A Memorandum Certifying the team members must be turn in at the check in time at the event registration, NO EXCEPTIONS WILL BE ALLOWED. The competition will consist of two (2) categories, Precision Air Rifle and Sporter Air Rifle. Sporter Air Rifle is intended to be a low cost, entry-level rifle without specialized modifications. Air Rifles officially approved for Sporter Class competitions are Daisy 853/753/953/853 CM (pneumatic), Daisy M887/888 (CO2), Crosman M2000 (CO2); Daisy XSV40 (compressed air), and the AirArms T200 (compressed air) that has a non-adjustable cheek piece and butt plate. Specific limitations are contained in the 2006-2008 National Standard Three-Position Air Rifle Rules Book, paragraph 4.2. The Match Director reserves the right to make a final judgment on the classification of the rifle.

Rules. 2006-2008 National Standard Three-Position Air Rifle Rules will apply, except as provided by this guide. (See 2006-2008 National Standard Three-Position Air Rifle Rules Book, 6th Edition). No artificial support may be used in any position at any time. In the sporter category, no coaching will be allowed after the shooter completes the firing of the sighter shots (coaching includes team members speaking with each other). In precision category, no coaching is allowed. Violations will disqualify a team (paragraph 5.2.1).

Team Composition. Teams will be composed of four (4) firing members. All four (4) team member scores will determine the team's aggregate score. All competing individuals are eligible for individual awards. There will be no composite teams and no shooter may fire on more than one (1) team. All team members must be JROTC Cadets in good standing of the same school.

Equipment and Targets. Rifles for this match will be .177 Cal Pellet Rifles with metallic sights without magnification. The NRA official 10-meter AR5/10 air rifle target will be used in the air rifle match. Each team is responsible for its own rifles, spotter scopes, jackets, gloves, ammunition, mats and kneeling rolls. Targets and score sheets will be provided.

Range. Firing line is a 10 meter (33 foot) indoor as applicable. CLEAR BARREL INDICATORS (CBI) are mandated to be used and will be inserted into the barrels of the rifles at all times when the rifle is on the firing line and not being fired. A CBI is a piece of weed eater line (.80mm) placed in the barrel of the rifle with enough length to have approximately 6 inches of line sticking out of the action and muzzle areas.

Course of Fire. 4x3x10 rounds each in the prone, standing, and kneeling position in that order. The number of sighting shots is unlimited.

Time. Shooters will be given a ten minute preparation period, twenty minutes for prone, five minute changeover, twenty minutes for standing, five minute changeover, and fifteen minutes for kneeling.

Challenges. A challenge fee of \$1.00 will be charged for each challenged shot. Challenges will be carried out in accordance with 2006-2008 National Standard Three-Position Air Rifle Rules (paragraph 9.1). The challenge fee will be refunded if the challenge is sustained.

Ties. Ties will be broken as specified in the 2006-2008 National Standard Three-Position Air Rifle Rules Book, paragraph 8.4.

SHOULDER TO SHOULDER PHASE:

Squadding. Squadding will be based on the postmarked date of entry for firing and placement for the marksmanship competition. All Cowtown firing will take place at the Paschal High School JROTC Rifle Range. There will be NO JV teams this year. A school may enter up to 2 (two) teams in the varsity competition.

Every effort will be made to stay on the time schedule. Teams will report to the appropriate Rifle Range 30 minutes prior to scheduled firing time for orientation and safety briefing. Failure to report on time as scheduled will result in a time loss penalty equal to the late time.

Targets will be available at Paschal HS for review/verification by the Coach and/or Team Captain from 0800-1500 on Saturday. Please review/verify and/or challenge your targets as soon as possible after firing in order that the final scores may be entered into the computer and that a smooth flow of data is maintained.

Sanctioning: FWISD has applied to CMP for sanctioning of this match.

SHOOTING TABLE

Individual 3 x 20 Event	Time Limit
Preparation period	10 minutes
10 shots prone position	20 minutes
Change over period	5 minutes
10 shots standing position	20minutes
Change-over period	5 minutes
10 shots kneeling position	15 minutes

DRILL MEET VARSITY ENTRY FORM

School: _____ Telephone: _____

Address: _____ e-mail: _____

Instructor (s) Name: _____

# of Teams	Type of Team	Cost Per Team	Requested Times	
	Academic Challenge	\$40.00 per team		
	Armed Drill	\$40.00 per team		
	Unarmed Drill	\$40.00 per team		
	Color Guard Male OR Mixed	\$40.00 per team		
	Color Guard Female	\$40.00 per team		
	Rifle Sporter	\$40.00 per team		
	Rifle Precision	\$40.00 per team		
	Physical Fitness Male	\$40.00 per team		
	Physical Fitness Female	\$40.00 per team		

Please Fax or e-mail entry form as soon as possible, first comes first serve applies.

Make Check/Money Orders payable to: Cowtown Classic, Ft Worth JROTC Dept.

Mail To:
Fort Worth ISD
ATTN: JROTC Dept.
2901 Schotts St., Suite D
Fort Worth, Texas 76107

Phone #: (817) 871-3250
Fax #: (817) 871-3254
E-mail: larry.simpson@fwisd.org

Expected Arrival Time: _____



DRILL MEET

JUNIOR VARSITY ENTRY FORM

School: _____ Telephone: _____

Address: _____ e-mail: _____

Instructor (s) Name: _____

# of Teams	Type of Team	Cost Per Team	Requested Times	
	Armed Drill	\$35.00 per team		
	Unarmed Drill	\$35.00 per team		
	Color Guard Male OR Mixed	\$35.00 per team		
	Color Guard Female	\$35.00 per team		
	Physical Fitness Male	\$35.00 per team		
	Physical Fitness Female	\$35.00 per team		

Please Fax or e-mail entry form ads soon as possible, first comes first serve applies
(PAID entry)

Make Check/Money Orders payable to: Cowtown Classic, Ft Worth JROTC Dept.

Mail To:
Fort Worth ISD
ATTN: JROTC Dept.
2901 Schotts St., Suite D
Fort Worth, Texas 76107

Phone #: (817) 871-3250
Fax #: (817) 871-3254
E-mail: larry.simpson@fwisd.org

Expected Arrival Time: _____



APPENDIX B

FORT WORTH COWTOWN CLASSIC DRILL MEET

Statement of Waiver For Individual Physical Fitness Competition

In accepting the invitation to participate in the individual and team physical fitness event of the annual FWISD JROTC COWTOWN CLASSIC, I

(Print Name of Parent/Guardian)

do hereby waive and release any and all claims against the United States Army, and the Fort Worth ISD and the members of its JROTC Department who are conducting the competition for any injury to the undersigned competitor during the actual physical fitness event activity in conjunction with the conduct of the physical fitness competition.

(Signature of Competitor)

(Date)

(Signature of Parent/Guardian)

ADDITIONAL INFORMATION:
(Please Print)

VERIFICATION:
(Please Print)

(Print Name of Competitor)

(JROTC Instructor's Name)

(Name of School/JROTC UNIT)

(Instructor/Coach's Signature)

(Home Address of Competitor)

(City, State ZIP Code)

(Emergency Telephone Number)

NOTE:

Form must be completed and presented to the person in charge of the Check-in Point before your competitor is allowed to compete in the physical fitness competition.

DRILL TEAM INSPECTION HEAD JUDGE SCORE SHEET

School Name: _____ # of Team Members: _____

ARMED _____

UNARMED _____

KEY:	HAIRCUT	HC
	SHAVE	S
	UNIFORM	U
	FOOTGEAR	F
	KNOWLEDGE	K
	WEAPONS	W
	HEADGEAR	H
	MANUAL OF ARMS	MA
	UNIFORMITY	UY
	MILITARY BEARING	MB
	PROCEDURE	P
	BRASS	B
	DRESS	D
	COVER	C
	POSITION	PO

Commander *					
1 ST SQUAD	*	*	*	*	
*					
2 ND SQUAD	*	*	*	*	*
3 RD SQUAD	*	*	*	*	*
4 TH SQUAD	*	*	*	*	*
(Example * HC-1, F-1 =2 deficiencies for that member)					

TOTAL DEFICIENCIES: _____

The correct method of scoring is to place a code letter from the key with a (-) and a Number of discrepancies. Example; One haircut discrepancy is scored as HC -1.

HEAD JUDGE SIGNATURE: _____

NOTE: ALL EQUIPMENT USED IN THE BASIC DRILL AND / OR EXHIBITION DRILL PHASES WILL BE PRESENT DURING THE INSPECTION PHASE.

APPENDIX D

DRILL TEAM INSPECTION FIELD JUDGE SCORE SHEET

School Name: _____ # of Team Members: _____

ARMED _____ **UNARMED** _____

KEY:	HAIRCUT SHAVE UNIFORM FOOTGEAR KNOWLEDGE WEAPONS HEADGEAR MANUAL OF ARMS UNIFORMITY MILITARY BEARING PROCEDURE BRASS DRESS COVER POSITION	HC S U F K W H MA UY MB P B D C PO
-------------	---	--

Commander *					
1 ST SQUAD	*	*	*	*	*
2 ND SQUAD	*	*	*	*	*
3 RD SQUAD	*	*	*	*	*
4 TH SQUAD	*	*	*	*	*
(Example * HC-1, F-1 =2 deficiencies for that member)					

TOTAL DEFICIENCIES: _____

The correct method of scoring is to place a code letter from the key with a (-) and a Number of discrepancies. Example; One haircut discrepancy is scored as HC -1.

FIELD JUDGE SIGNATURE: _____

NOTE: ALL EQUIPMENT USED IN THE BASIC DRILL AND / OR EXHIBITION DRILL PHASES WILL BE PRESENT DURING THE INSPECTION PHASE.

APPENDIX D-1

BASIC/REGULATION DRILL HEAD JUDGE SCORE SHEET

School Name: _____ Armed: _____ Unarmed: _____

Commander's Name: _____ No. of Team Members: _____

COMMANDER'S EVALUATION

CIRCLE THE SCORE AWARDED.

(1) VERBAL COMMANDS:

VOICE: 1 2 3 4 5 6 7 8 9 10 11 12 13 14 15 16 17 18 19 20

VOLUME: 1 2 3 4 5 6 7 8 9 10 11 12 13 14 15 16 17 18 19 20

CLARITY: 1 2 3 4 5 6 7 8 9 10 11 12 13 14 15 16 17 18 19 20

CADENCE: 1 2 3 4 5 6 7 8 9 10 11 12 13 14 15 16 17 18 19 20

(2) POSITION: 1 2 3 4 5 6 7 8 9 10 11 12 13 14 15 16 17 18 19 20

(3) DRESS: 1 2 3 4 5 6 7 8 9 10 11 12 13 14 15 16 17 18 19 20

(4) COVER: 1 2 3 4 5 6 7 8 9 10 11 12 13 14 15 16 17 18 19 20

(5) MILITARY BEARING: 1 2 3 4 5 6 7 8 9 10 11 12 13 14 15 16 17 18 19 20

(6) CONTROL OF TEAM: 1 2 3 4 5 6 7 8 9 10 11 12 13 14 15 16 17 18 19 20

(7) EXECUTION: 1 2 3 4 5 6 7 8 9 10 11 12 13 14 15 16 17 18 19 20

(8) CADENCE: 1 2 3 4 5 6 7 8 9 10 11 12 13 14 15 16 17 18 19 20

COMMANDER'S TOTAL POINTS: _____ (Max points 220)

PENALTIES: NUMBER OF BOUNDARY VIOLATIONS: _____ X 5 = _____

MISSED OR ADDED COMMANDS: _____ X 5 = _____

TOTAL COMMANDER SCORE MINUS (-) PENALTY POINTS = _____

HEAD JUDGE SIGNATURE: _____

NOTE: ALL EQUIPMENT USED IN THE BASIC DRILL AND / OR EXHIBITION DRILL PHASES WILL BE PRESENT DURING THE INSPECTION PHASE.

APPENDIX D-2

REGULATION ARMED DRILL FIELD JUDGE SCORE SHEET

School Name: _____

CIRCLE THE SCORE AWARDED.
The Sequence for Armed Regulation will be as follows:

(1)	Present Arms	1 2 3 4 5 6 7 8 9 10	D C P DC E
(2)	Order Arms	1 2 3 4 5 6 7 8 9 10	D C P DC E
(3)	Parade Rest	1 2 3 4 5 6 7 8 9 10	D C P DC E
(4)	Attention	1 2 3 4 5 6 7 8 9 10	D C P DC E
(5)	Right Step, March	1 2 3 4 5 6 7 8 9 10	D C P DC E
(6)	Halt	1 2 3 4 5 6 7 8 9 10	D C P DC E
(7)	Backward, March	1 2 3 4 5 6 7 8 9 10	D C P DC E
(8)	Halt	1 2 3 4 5 6 7 8 9 10	D C P DC E
(9)	Left Shoulder, Arms	1 2 3 4 5 6 7 8 9 10	D C P DC E
(10)	Order, Arms	1 2 3 4 5 6 7 8 9 10	D C P DC E
(11)	Inspection, Arms	1 2 3 4 5 6 7 8 9 10	D C P DC E
(12)	Ready, Port, Arms	1 2 3 4 5 6 7 8 9 10	D C P DC E
(13)	Order, Arms	1 2 3 4 5 6 7 8 9 10	D C P DC E
(14)	Left Face	1 2 3 4 5 6 7 8 9 10	D C P DC E
(15)	Right Shoulder, Arms	1 2 3 4 5 6 7 8 9 10	D C P DC E
(16)	Forward March	1 2 3 4 5 6 7 8 9 10	D C P DC E
(17)	Rear, March	1 2 3 4 5 6 7 8 9 10	D C P DC E
(18)	Right Flank, March	1 2 3 4 5 6 7 8 9 10	D C P DC E
(19)	Left Flank, March	1 2 3 4 5 6 7 8 9 10	D C P DC E
(20)	Column Right, March	1 2 3 4 5 6 7 8 9 10	D C P DC E
(21)	Column Left, March	1 2 3 4 5 6 7 8 9 10	D C P DC E
(22)	Counter Column, March	1 2 3 4 5 6 7 8 9 10	D C P DC E
(23)	Close Interval, March	1 2 3 4 5 6 7 8 9 10	D C P DC E
(24)	Forward, March	1 2 3 4 5 6 7 8 9 10	D C P DC E
(25)	Normal Interval, March	1 2 3 4 5 6 7 8 9 10	D C P DC E
(26)	Forward, March	1 2 3 4 5 6 7 8 9 10	D C P DC E
(27)	Column Right, March	1 2 3 4 5 6 7 8 9 10	D C P DC E
(28)	Column Right, March	1 2 3 4 5 6 7 8 9 10	D C P DC E
(29)	Left Shoulder, Arms	1 2 3 4 5 6 7 8 9 10	D C P DC E
(30)	Port, Arms	1 2 3 4 5 6 7 8 9 10	D C P DC E
(31)	Halt	1 2 3 4 5 6 7 8 9 10	D C P DC E
(32)	Order, Arms	1 2 3 4 5 6 7 8 9 10	D C P DC E
(33)	About, Face	1 2 3 4 5 6 7 8 9 10	D C P DC E
(34)	Right, Face	1 2 3 4 5 6 7 8 9 10	D C P DC E
(35)	Present, Arms	1 2 3 4 5 6 7 8 9 10	D C P DC E
(36)	Report Out	1 2 3 4 5 6 7 8 9 10	D C P DC E

KEY: (D)= Dress (C)= Cover (P)= Procedure (CD)= Cadence (E)= Execution

TOTAL SCORE: _____ (360 max)

FIELD JUDGE SIGNATURE: _____

NOTE: ALL EQUIPMENT USED IN THE BASIC DRILL AND / OR EXHIBITION DRILL PHASES WILL BE PRESENT DURING THE INSPECTION PHASE.

REGULATION UNARMED DRILL FIELD JUDGE SCORE SHEET

School Name: _____

CIRCLE THE SCORE AWARDED.

The Sequence for Unarmed Regulation will be as follows:

(1)	Present Arms	1 2 3 4 5 6 7 8 9 10	D C P DC E
(2)	Order Arms	1 2 3 4 5 6 7 8 9 10	D C P DC E
(3)	Parade Rest	1 2 3 4 5 6 7 8 9 10	D C P DC E
(4)	Attention	1 2 3 4 5 6 7 8 9 10	D C P DC E
(5)	Right Step, March	1 2 3 4 5 6 7 8 9 10	D C P DC E
(6)	Halt	1 2 3 4 5 6 7 8 9 10	D C P DC E
(7)	Backward, March	1 2 3 4 5 6 7 8 9 10	D C P DC E
(8)	Halt	1 2 3 4 5 6 7 8 9 10	D C P DC E
(9)	Left Face	1 2 3 4 5 6 7 8 9 10	D C P DC E
(10)	Forward, March	1 2 3 4 5 6 7 8 9 10	D C P DC E
(11)	Rear, March	1 2 3 4 5 6 7 8 9 10	D C P DC E
(12)	Right Flank, March	1 2 3 4 5 6 7 8 9 10	D C P DC E
(13)	Left Flank, March	1 2 3 4 5 6 7 8 9 10	D C P DC E
(14)	Column Right, March	1 2 3 4 5 6 7 8 9 10	D C P DC E
(15)	Column Left, March	1 2 3 4 5 6 7 8 9 10	D C P DC E
(16)	Counter Column March	1 2 3 4 5 6 7 8 9 10	D C P DC E
(17)	Close, Interval, March	1 2 3 4 5 6 7 8 9 10	D C P DC E
(18)	Forward, March	1 2 3 4 5 6 7 8 9 10	D C P DC E
(19)	Normal, Interval, March	1 2 3 4 5 6 7 8 9 10	D C P DC E
(20)	Forward, March	1 2 3 4 5 6 7 8 9 10	D C P DC E
(21)	Column Right, March	1 2 3 4 5 6 7 8 9 10	D C P DC E
(22)	Column Right, March	1 2 3 4 5 6 7 8 9 10	D C P DC E
(23)	Halt	1 2 3 4 5 6 7 8 9 10	D C P DC E
(24)	About, Face	1 2 3 4 5 6 7 8 9 10	D C P DC E
(25)	Right Face	1 2 3 4 5 6 7 8 9 10	D C P DC E
(26)	Present, Arms	1 2 3 4 5 6 7 8 9 10	D C P DC E
(27)	Report Out	1 2 3 4 5 6 7 8 9 10	D C P DC E

KEY: (D)= Dress (C)= Cover (P)= Procedure (CD)= Cadence (E)= Execution

TOTAL SCORE: _____ (360 max)

FIELD JUDGE SIGNATURE _____

NOTE: ALL EQUIPMENT USED IN THE BASIC DRILL AND / OR EXHIBITION DRILL PHASES WILL BE PRESENT DURING THE INSPECTION PHASE.

APPENDIX D-4

EXHIBITION DRILL HEAD JUDGE SCORE SHEET

School Name: _____ Armed: _____ Unarmed: _____

Commander's Name: _____ No. of Team Members: _____

TEAM EVALUATION

CIRCLE THE SCORE AWARDED.

- (1) EXECUTION: 1 2 3 4 5 6 7 8 9 10 11 12 13 14 15 16 17 18 19 20 21 22 23 24 25
- (2) TIME: 1 2 3 4 5 6 7 8 9 10 11 12 13 14 15 16 17 18 19 20 21 22 23 24 25
- (3) MILITARY BEARING: 1 2 3 4 5 6 7 8 9 10 11 12 13 14 15 16 17 18 19 20 21 22 23 24 25
- (4) DRESS: 1 2 3 4 5 6 7 8 9 10 11 12 13 14 15 16 17 18 19 20 21 22 23 24 25
- (5) COVER: 1 2 3 4 5 6 7 8 9 10 11 12 13 14 15 16 17 18 19 20 21 22 23 24 25
- (6) PRECISION: 1 2 3 4 5 6 7 8 9 10 11 12 13 14 15 16 17 18 19 20 21 22 23 24 25
- (7) RIFLE MANUAL OR COMPOSITON: 1 2 3 4 5 6 7 8 9 10 11 12 13 14 15 16 17 18 19 20 21 22 23 24 25
- (8) SHOWMANSHIP: 1 2 3 4 5 6 7 8 9 10 11 12 13 14 15 16 17 18 19 20 21 22 23 24 25

NOTE: ROUTINE TIME: MINIMUM TIME 5 MINUTES MAXIMUM TIME 7 MINUTES

(TEAM PERFORMANCE TIME) MIN: _____ SEC: _____

TEAM TOTAL POINTS _____ (200 MAX POSSIBLE)

HEAD JUDGE SIGNATURE: _____

NOTE: ALL EQUIPMENT USED IN THE BASIC DRILL AND / OR EXHIBITION DRILL PHASES WILL BE PRESENT DURING THE INSPECTION PHASE.

APPENDIX D-5

EXHIBITION DRILL FIELD JUDGE SCORE SHEET

School Name: _____ Armed: _____ Unarmed: _____

Commander's Name: _____ No. of Team Members: _____

TEAM EVALUATION

CIRCLE THE SCORE AWARDED.

- (1) EXECUTION: 1 2 3 4 5 6 7 8 9 10 11 12 13 14 15 16 17 18 19 20 21 22 23 24 25
- (2) MILITARY
BEARING: 1 2 3 4 5 6 7 8 9 10 11 12 13 14 15 16 17 18 19 20 21 22 23 24 25
- (3) DRESS: 1 2 3 4 5 6 7 8 9 10 11 12 13 14 15 16 17 18 19 20 21 22 23 24 25
- (4) COVER: 1 2 3 4 5 6 7 8 9 10 11 12 13 14 15 16 17 18 19 20 21 22 23 24 25
- (5) PRECISION: 1 2 3 4 5 6 7 8 9 10 11 12 13 14 15 16 17 18 19 20 21 22 23 24 25
- (6) RIFLE MANUAL
OR COMPOSITON: 1 2 3 4 5 6 7 8 9 10 11 12 13 14 15 16 17 18 19 20 21 22 23 24 25
- (7) SHOWMANSHIP: 1 2 3 4 5 6 7 8 9 10 11 12 13 14 15 16 17 18 19 20 21 22 23 24 25

TEAM TOTAL POINTS _____ (175 MAX POSSIBLE)

FIELD JUDGE SIGNATURE: _____

NOTE: ALL EQUIPMENT USED IN THE BASIC DRILL AND / OR EXHIBITION DRILL PHASES WILL BE PRESENT DURING THE INSPECTION PHASE.

COLOR GUARD INSPECTION PHASE HEAD JUDGE

School Name: _____

Commander's Name: _____

Team: **Male/Mixed**_____ **Female**_____

COMMANDER AND TEAM

GENERAL APPEARANCE:	5	4	3	2	1	0
UNIFORM:						
Cleanliness	5	4	3	2	1	0
Pressed	5	4	3	2	1	0
Rank, Awards Alignment	5	4	3	2	1	0
SHOES:						
Shined	5	4	3	2	1	0
BRASS:						
Shined	5	4	3	2	1	0
GROOMING: (<u>Male only</u>)						
Hair, Shave	5	4	3	2	1	0
GROOMING: (<u>Female only</u>)						
Jewelry, Hair, Make-up	5	4	3	2	1	0
KNOWLEDGE:	5	4	3	2	1	0

Inspection Phase (40 possible)

Head Judge Score _____ (Total awarded score, CANNOT exceed 40 points)

Performance – Head Judge (160 possible) _____

Performance – Field Judge (160 possible) _____

Color Guard Total Score (360 possible) _____

Verified By: _____ (CG site manager)

APPENDIX E

COLOR GUARD PERFORMANCE PHASE HEAD JUDGE

School Name: _____ Commander: _____

Team: Male/Mixed _____ Female _____

After the Color Guard has formed the following sequence will be followed:

1. Sling Arms	5 4 3 2 1 0	17. Left About March	5 4 3 2 1 0
2. Post	5 4 3 2 1 0	18. Forward March	5 4 3 2 1 0
3. Uncase Colors	5 4 3 2 1 0	19. Left Wheel March	5 4 3 2 1 0
4. Present Arms	5 4 3 2 1 0	20. Forward March	5 4 3 2 1 0
5. Order Arms	5 4 3 2 1 0	21. Left Wheel March	5 4 3 2 1 0
6. Post	5 4 3 2 1 0	22. Forward March	5 4 3 2 1 0
7. Color Salute	5 4 3 2 1 0	23. Eyes Right	5 4 3 2 1 0
8. Carry Colors	5 4 3 2 1 0	24. Ready Front	5 4 3 2 1 0
9. Order Colors	5 4 3 2 1 0	25. Left Wheel March	5 4 3 2 1 0
10. Parade Rest	5 4 3 2 1 0	26. Colors Halt	5 4 3 2 1 0
11. Colors Attention	5 4 3 2 1 0	27. Sling Arms	5 4 3 2 1 0
12. Carry Colors	5 4 3 2 1 0	28. Post	5 4 3 2 1 0
13. Right Wheel March	5 4 3 2 1 0	29. Present Arms	5 4 3 2 1 0
14. Forward March	5 4 3 2 1 0	30. Order Arms	5 4 3 2 1 0
15. Colors Reverse March	5 4 3 2 1 0	31. Case Colors	5 4 3 2 1 0
16. Forward March	5 4 3 2 1 0	32. Post	5 4 3 2 1 0

Boundary violations(s) _____ -5 points each = _____

Execution of Command violation(s) _____ - 5 points each = _____

PERFORMANCE PHASE TOTAL: _____ (Max possible 160)

Head Judge: _____

(Signature)

COLOR GUARD PERFORMANCE PHASE FIELD JUDGE

School Name: _____ Commander: _____

Team: **Male/Mixed** _____ **Female** _____

After the Color Guard has formed the following sequence will be followed:

- | | | | |
|--------------------------|-------------|----------------------|-------------|
| 1. Sling Arms | 5 4 3 2 1 0 | 17. Left About March | 5 4 3 2 1 0 |
| 2. Post | 5 4 3 2 1 0 | 18. Forward March | 5 4 3 2 1 0 |
| 3. Uncase Colors | 5 4 3 2 1 0 | 19. Left Wheel March | 5 4 3 2 1 0 |
| 4. Present Arms | 5 4 3 2 1 0 | 20. Forward March | 5 4 3 2 1 0 |
| 5. Order Arms | 5 4 3 2 1 0 | 21. Left Wheel March | 5 4 3 2 1 0 |
| 6. Post | 5 4 3 2 1 0 | 22. Forward March | 5 4 3 2 1 0 |
| 7. Color Salute | 5 4 3 2 1 0 | 23. Eyes Right | 5 4 3 2 1 0 |
| 8. Carry Colors | 5 4 3 2 1 0 | 24. Ready Front | 5 4 3 2 1 0 |
| 9. Order Colors | 5 4 3 2 1 0 | 25. Left Wheel March | 5 4 3 2 1 0 |
| 10. Parade Rest | 5 4 3 2 1 0 | 26. Colors Halt | 5 4 3 2 1 0 |
| 11. Colors Attention | 5 4 3 2 1 0 | 27. Sling Arms | 5 4 3 2 1 0 |
| 12. Carry Colors | 5 4 3 2 1 0 | 28. Post | 5 4 3 2 1 0 |
| 13. Right Wheel March | 5 4 3 2 1 0 | 29. Present Arms | 5 4 3 2 1 0 |
| 14. Forward March | 5 4 3 2 1 0 | 30. Order Arms | 5 4 3 2 1 0 |
| 15. Colors Reverse March | 5 4 3 2 1 0 | 31. Case Colors | 5 4 3 2 1 0 |
| 16. Forward March | 5 4 3 2 1 0 | 32. Post | 5 4 3 2 1 0 |

Boundary violations(s) _____ -5 points each = _____

Execution of Command violation(s) _____ - 5 points each = _____

PERFORMANCE PHASE TOTAL: _____ (Max possible 160)

Field Judge: _____
(Signature)

PHYSICAL FITNESS 100 YARD DASH EVENT

(MALE)

<u>SECONDS</u>	<u>POINTS</u>	<u>SECONDS</u>	<u>POINTS</u>
16.00	0	13.4	52
15.9	2	13.3	54
15.8	4	13.2	56
15.7	6	13.1	58
15.6	8	13.0	60
15.5	10	12.9	62
15.4	12	12.8	64
15.3	14	12.7	66
15.2	16	12.6	68
15.1	18	12.5	70
15.0	20	12.4	72
14.9	22	12.3	74
14.8	24	12.2	76
14.7	26	12.1	78
14.6	28	12.0	80
14.5	30	11.9	82
14.4	32	11.8	84
14.3	34	11.7	86
14.2	36	11.6	88
14.1	38	11.5	90
14.0	40	11.4	92
13.9	42	11.3	94
13.8	44	11.2	96
13.7	46	11.1	98
13.6	48	11.0	100
13.5	50		

NOTE: Three (3) additional points will be awarded for each 1/10th of a second faster than 11.0 seconds.

PHYSICAL FITNESS 100 YARD DASH EVENT

(FEMALE)

<u>SECONDS</u>	<u>POINTS</u>	<u>SECONDS</u>	<u>POINTS</u>
18.00	0	15.4	52
17.9	2	15.3	54
17.8	4	15.2	56
17.7	6	15.1	58
17.6	8	15.0	60
17.5	10	14.9	62
17.4	12	14.8	64
17.3	14	14.7	66
17.2	16	14.6	68
17.1	18	14.5	70
17.0	20	14.4	72
16.9	22	14.3	74
16.8	24	14.2	76
16.7	26	14.1	78
16.6	28	14.0	80
16.5	30	13.9	82
16.4	32	13.8	84
16.3	34	13.7	86
16.2	36	13.6	88
16.1	38	13.5	90
16.0	40	13.4	92
15.9	42	13.3	94
15.8	44	13.2	96
15.7	46	13.1	98
15.6	48	13.0	100
15.5	50		

NOTE: THREE(3) ADDITIONAL POINTS WILL BE AWARDED FOR EACH 1/10TH OF A SECOND FASTER THAN 13.0 SECONDS.

COLOR GUARD KNOWLEDGE QUESTIONS

- 1 Who is credited with sewing the first U.S. flag?
 - A George Washington
 - B Mary Todd Lincoln
 - C Betsy Ross
 - D Martha Washington

- 2 What do the stripes on the U.S. flag represent?
 - A The thirteen stripes represent the original thirteen colonies.
 - B The blood lost in the Civil War.
 - C The thirteen original signers of the Constitution.
 - D The first thirteen states to join the Confederacy.

- 3 What do the colors on the U.S. flag represent?
 - A White represents Northern States; Red represents Southern states; Blue represents the Union.
 - B Nothing. The colors were chosen to match Britain's Union Jack.
 - C White represents death; Red represents rebellion; Blue represents clear skies of freedom.
 - D White represents hope, purity, and innocence; Red represents hardiness and valor; Blue represents reverence to God, loyalty, vigilance, perseverance, and justice.

- 4 The terms "colors," "standard," and "ensign" are all synonyms for _____.
 - A The flag
 - B An officer's rank
 - C Enlisted ranks
 - D Patriotic bunting

- 5 Name the three most common types of U.S. flags.
 - A Small, medium, and large
 - B Small, regulation, and garrison
 - C Storm, regulation, and foul weather
 - D Garrison, post, and storm

- 6 What is the size and use of a garrison flag?
 - A The 10 feet by 19 feet flag is used for general display.
 - B The 20 feet by 38 feet garrison flag is flown at government and military installations on national holidays and special occasions declared by the President.
 - C The 5 feet by 9½ feet flag is used during storms and windy weather.
 - D The 30 feet by 60 feet flag is displayed from atop multi-story buildings.

- 7 What is the size and use of the post flag?
 - A The 20 feet by 38 feet flag is flown at government and military installations.
 - B The 5 feet by 9½ feet flag is used during storms and windy weather.
 - C The 30 feet by 60 feet flag is flown from atop multi-story buildings.
 - D The 10 feet by 19 feet flag is for general display when the garrison flag is not appropriate.

8 What is the size and use of the storm flag?

- A The 20 feet by 38 feet flag is flown at government and military installations.
- B The 5 feet by 9 ½ feet storm flag is flown by state and federal governments only during stormy and windy weather.
- C The 30 feet by 60 feet flag is flown from atop multi-story buildings.
- D The 10 feet by 19 feet flag is for general display when the garrison flag is not appropriate.

9 How do you properly dispose of a flag that is old or worn?

- A Buried at sea.
- B You should destroy it as a whole, privately, respectfully, and traditionally by burning it.
- C Bury it in an urn in a National military cemetery.
- D Tear it into strips or cut it into quarters and then burn it.

10 The original thirteen colonies of the U.S. are represented on the flag by _____.

- A The thirteen red and white stripes
- B The color red
- C The color white
- D The white stars on the blue field

11 The _____ flag measures 20 feet by 38 feet and is flown on special occasions.

- A Garrison
- B Post
- C Storm
- D Ceremonial

12 The _____ flag measures 10 feet by 19 feet and is used for general display.

- A Storm
- B Garrison
- C Post
- D Common

13 The _____ flag measures 5 feet by 9-½ feet and is flown only during high winds or stormy weather.

- A Storm
- B Garrison
- C Post
- D Ceremonial flag

14 What is the proper way to raise and lower a U.S. flag?

- A It should be raised ceremoniously and lowered briskly.
- B It always should pause at half-mast for a brief moment.
- C It should be raised and lowered in a hurry to keep it from getting dirty.
- D It should be raised briskly and lowered ceremoniously.

15 U.S. flags may only fly from sunrise to sunset.

- A True
- B False

- 16 What is the protocol for raising a flag to half mast in tribute to a deceased person?
- A First raise the flag to the peak of the staff, then lower it to the half-staff position.
 - B Raise the flag to the midpoint of the pole and leave it there.
 - C Raise it immediately to half staff while those around salute it.
 - D Raise the flag to the peak of the staff, then lower all the way back down, then raise it up to the half-staff position.
- 17 When displaying a flag flat against a wall either horizontally or vertically, how is it positioned?
- A It is positioned with the union upper most and to the flag's own right (or to the observer's left).
 - B You should never display a flag flat against a wall.
 - C It is positioned with the union closest to the floor.
 - D It is positioned with the union upper most and to the flag's own left (or the observer's right).
- 18 What is the "union" on the U.S. flag?
- A The emblem on the flag symbolizing the southern states.
 - B The emblem on the flag symbolizing the northern states.
 - C The emblem on a flag symbolizing unity, such as the blue rectangle and stars on the U.S. flag.
 - D The emblem on a flag symbolizing discord in our nation's history.
- 19 On special occasions, a U.S. flag may be buried with a casket.
- A True
 - B False
- 20 When flying more than one flag on a single halyard, where is the U.S. flag placed?
- A To the left of all other flags.
 - B The national flag is always at the peak of the staff, unless at the United Nations or at a religious service at sea.
 - C To the right of all other flags.
 - D At midstaff but at the same height as all other flags.
- 21 The traditional way of disposing of a U.S. flag is by burial at sea.
- A True
 - B False
- 22 What does the color white on the U.S. flag symbolize?
- A Seven of the original 13 colonies
 - B Hardiness and valor
 - C Reverence for God, loyalty, justice
 - D Hope, purity and innocence
- 23 What does the color red on the U.S. flag symbolize?
- A It represents six of the original 13 colonies
 - B The blood that was shed at Valley Forge
 - C Hardiness and valor
 - D Hope, purity, and innocence

- 24 What does the color blue on the U.S. flag symbolize?
- A The oceans that surround the U.S.
 - B Hope, purity, and innocence.
 - C The color of heaven symbolizes reverence for God, loyalty, vigilance, perseverance and justice.
 - D Hardiness and valor.
- 25 Name the three types of commonly displayed flags.
- A Garrison, post, and storm flags
 - B Large, medium, and small
 - C Fair weather, foul weather, and garrison
 - D Garrison, post, and inclement
- 26 Each star on the U.S. flag has a particular state assigned to it.
- A True
 - B False
- 27 In what year was the current 50-star U.S. flag adopted?
- A 1959
 - B 1945
 - C 1960
 - D 1917
- 28 When raising and lowering the U.S. flag to half-staff, what is the process?
- A The flag should be raised to only half-staff and all other flags should be below it.
 - B On both raising and lowering the flag, it must first be raised to its peak position.
 - C Either the U.S. Congress or the President can order the flag to half-staff.
 - D When the flag is flown at half-staff, it is a sign the nation is in mourning.
- 29 Flags used during funerals may be allowed to touch the ground.
- A True
 - B False
- 30 Where is the U.S. flag carried when in procession with other flags?
- A The U.S. flag should be on the right of the audience.
 - B The U.S. flag should stand higher than other flags.
 - C The U.S. flag is on the far right of the row of marching persons, or in the front and center position if it is in a line of flags
 - D The U.S. flag should be carried in front of, not in line with, other flags.
- 31 What is the size of a garrison flag?
- A 10 feet by 26 feet
 - B 20 feet by 38 feet
 - C 5 feet by 9 feet
 - D 18 feet by 32 feet

32 What is the size of a post flag?

- A 5 feet by 11 feet
- B 7 feet by 13 feet
- C 20 feet by 32 feet
- D 10 feet by 19 feet

33 What is the size of a storm flag?

- A 5 feet by 9 ½ feet
- B 7 feet by 11 feet
- C 20 feet by 39 feet
- D 11 feet by 17 feet

34 The traditional method of destroying an old or worn flag is by _____.

- A Burial
- B Burning
- C Disposal at sea
- D None of the above

35 The flag that is flown during high winds and bad weather is the _____ flag.

- A Garrison
- B Standard
- C Post
- D Storm

36 The flag that is used for general display purposes is the _____ flag.

- A Garrison
- B Post
- C Storm
- D None of the above

37 The flag that is flown on special occasions is the _____.

- A Special
- B Storm
- C Post
- D Garrison

38 "Colors," "ensign," and "standard" are synonyms for _____.

- A Banners
- B Flags
- C Uniforms
- D Rank

39 The color _____ on the U.S. flag represents reverence for God, loyalty, vigilance, perseverance and justice.

- A Red
- B Blue
- C White
- D Brown

- 40 The color _____ on the U.S. flag symbolizes hardiness and valor.
- A Green
 - B White
 - C Blue
 - D Red
- 41 The color _____ on the U.S. Flag symbolizes hope, purity, and innocence.
- A Green
 - B Blue
 - C White
 - D Red
- 42 What is a halyard?
- A Shoulder board to which rank is attached
 - B Minority vote on a law in Congress.
 - C A rope or tackle used for hoisting or lowering, as for flags or sails.
 - D A small yard for animals held on boats.
- 43 When a flag is properly folded, only the blue field with stars will be visible.
- A True
 - B False
- 44 Who in 1777 established the first stars and stripes flag of the U.S.?
- A The first settlers of Plymouth Rock
 - B The Founding Fathers
 - C Betsy Ross
 - D The Continental Congress

DRILL AND CEREMONY QUESTIONS

1. WHAT IS A MUSTER FORMATION OR MASS FORMATION?
A CEREMONIAL COMPANY FORMATION TO CALL ROLL OR DETERMINE ACCOUNTABILITY OF PERSONNEL.
2. WHAT ARE THE TWO REST MOVEMENTS GIVEN DURING A MARCH ?
“AT EASE MARCH” AND “ROUTE STEP MARCH” .
3. WHAT ARE THE FOUR RESTS EXECUTED FROM THE HALT POSITION ?
PARADE REST, AT EASE, STAND AT EASE, AND REST .
4. AT ROUTE STEP MARCH, WHAT COMMAND BRINGS YOU BACK TO ATTENTION ?
“QUICK TIME MARCH” . (ATTENTION” – USN & USMC)
5. DOES THE U.S. FLAG EVER DIP WHEN PASSING IN REVIEW ?
NO .
6. WHAT IS THE LENGTH OF AN ARM SWING WHEN MARCHING ?
9 TO THE FRONT AND 6 TO THE REAR –USA & USAF,(6 FRONT-3 REAR – USN & USMC)

7. FROM THE HALT, WHAT MOVEMENTS START WITH THE RIGHT FOOT ?
“*RIGHT STEP MARCH*” and “*ABOUT FACE*” (also *CLOSE, MARCH* – USAF) (NAVY/MC HAS THE MAN ON THE LEFT OF THE STACK MAN STEP OFF ON THE RIGHT FOOT.)

8. WHAT IS A DRILL COMMAND ?
AN ORAL ORDER OF THE COMMANDER OR LEADER .

9. DEFINE THE FOLLOWING :
CADENCE-THE UNIFORM STEP AND RYTHM IN MARCHING .
RANK-A SINGLE LINE OF MEN SIDE BY SIDE . (NAVY/MC CALLS THIS A LINE)
FILE-A SINGLE LINE OF MEN ONE BEHIND THE OTHER .
INTERVAL-LATERAL SPACE BETWEEN ELEMENTS .
DISTANCE-SPACE BETWEEN ELEMENTS IN A COLUMN OR FILE .

10. WHAT IS THE LENGTH OF A MARCHING STEP AND A HALF-STEP ?
A MARCHING STEP IS 30 INCHES, AND A HALF-STEP IS 15 INCHES .(24 inches and 12 inches – USAF)

11. HOW IS A MARCHING STEP MEASURED ?
HEEL TO HEEL.

12. WHAT COMMAND IS GIVEN THAT WILL PERMIT A SOLDIER TO TALK WHILE IN FORMATION ?
“*REST*” IF STATIONARY; “*ROUTE STEP, MARCH*” IF MARCHING .

13. HOW MANY DEGREES IS THE HEAD TURNED WHEN THE COMMAND “EYES RIGHT” IS GIVEN ?
FORTY-FIVE DEGREES .

14. DOES EVERYONE EYES RIGHT ON THE COMMAND ?
NO, THE RIGHT FILE (BASE FILE -USAF) CONTINUES TO LOOK FORWARD .

15. TO BRING A GROUP TO HALT WHEN EXECUTING LEFT OR RIGHT STEP, ON WHAT FOOT DO YOU GIVE THE COMMAND “HALT” ?
MOVEMENT IS EXECUTED IN TWO COUNTS, THE PREPATORY COMMAND WHEN THE HEELS ARE TOGETHER, AND THE COMMAND OF EXECUTION THE NEXT TIME THE HEELS ARE TOGETHER .

16. WHAT IS THE PUBLICATION THAT COVERS DRILL AND CEREMONY ?
FM 3-21.5 (USA), MCO P5060.20 (USN & USMC), AFM 36-2203 (USAF)

17. WHAT IS ACCOMPLISHED BY PRATICING DISMOUNTED DRILL ?
TEAM-WORK, CONFIDENCE, PRIDE ALERTNESS, ATTENTION TO DETAIL, ESPRIT DE CRPS AND DISCIPLINE .

18. TO AVOID AN OBSTACLE WHILE MARCHING, WHAT IS THE PROPER COMMAND?
“*INCLINE AROUND*” (INCLINE RIGHT or INCLINE LEFT (USAF)

19. YOU HAVE A PLATOON IN FORMATION, AND ARE AT EASE WHEN AN OFFICER APPROACHES, WHAT SHOULD YOU DO ?
CALL THE PLATOON TO ATTENTION AND SALUTE THE OFFICER .

APPENDIX G

20. WHAT IS MEANT BY THE COMMAND OF COVER ?

FOR ALL ELEMENTS TO DRESS DIRECTLY BEHIND EACH OTHER . (In the Air Force, the command is COVER in column formation only, In line formation, the command is RECOVER)

21. WHAT TWO COMMANDS MAY BE GIVEN TO BRING A UNIT OR OTHER INDIVIDUALS TO ATTENTION ?

THE COMMANDS “FALL IN “AND “ATTENTION”.

22. WHO IS SOLELY RESPONSIBLE FOR THE TRAINING AND APPEARANCE OF THE COLOR GUARD?

The unit COMMAND SERGEANT MAJOR (in the Air Force, it is the Color Guard NCOIC)

NAVY – POIC

USMC- COLOR SERGEANT

23. WHAT IS MEANT BY THE TERM “DRILL” ?

MOVEMENT BY WHICH A UNIT OR INDIVIDUALS ARE MOVED IN AN ORDERLY MANNER FROM ONE FORMATION TO ANOTHER OR ONE PLACE TO ANOTHER .

24. WHAT ARE THE TWO TYPES OF PLATOON FORMATION?

LINE FORMATION AND COLUMN FORMATION. (in the Air Force there are four types – INVERTED LINE FORMATION and INVERTED COLUMN FORMATION also)

25. WHAT IS THE CADENCE OF “QUICK TIME “ AND “DOUBLE TIME” ?

120 AND 180 COUNTS OR STEPS PER MINUTE .

26. WHAT ARE THE TWO PARTS OF MOST DRILL COMMANDS ?

PREPATORY COMMAND AND COMMAND OF EXECUTION .

27. WHAT ARE SUPPLEMENTARY COMMANDS ?

ORAL ORDERS GIVEN BY A SUBORDINATE LEADER THAT REINFORCE AND COMPLEMENT A COMMANDER’S PREPATORY COMMAND TO INSURE PROPER UNDERSTANDING AND EXECUTION OF MOVEMENT.

28. WHAT COMMAND IS GIVEN TO REVOKE AN IMPROPERLY GIVEN COMMAND?

“AS YOU WERE.”

29. WHAT IS THE LENGTH OF A RIGHT OR LEFT STEP ?

15 INCHES . (12 inches – USAF/NAVY/MC)

30. HOW MANY VOLLLIES OF RIFLE FIRE ARE THERE AT A MILLLITARY FUNERAL ?

THREE .

DRILL QUESTIONS

1. What is the Mission of JROTC?
(a) To motivate young people to be better citizens.
2. What is the key to success in the JROTC Program?
(a) Teamwork
3. Who is the Commander-in-Chief of all the Armed Forces?
(a) President
4. What grade must a student be in to be eligible for enrollment in JROTC?
(a) Must be above the eighth (8) grade.
5. When you “Fall-in”, you should be at what position?
(a) The position of “Attention”
6. The command of “Halt” should be given on which foot?
(a) As either foot strikes the ground.
7. What is artificial respiration used for?
(a) To restore the breathing
8. What are the five basic colors used on a military map?
(a) Red, Blue, Black, Brown, and Green
9. What does the color blue represent on a map?
(a) Water
10. What does the color Green represent on a map?
(a) Vegetation
11. What are the two parts of an oral drill command?
(a) Preparatory command and command of execution
12. What is the Heimlich maneuver used for?
(a) To clear a blocked airway passage.
13. What does CPR stand for?
(a) Cardiopulmonary Resuscitation
14. At what position in formation may you talk?
(a) Rest
15. How many steps per minute should you take at “double time” march?
(a) 180 per minute