

I HAVE MY CHROMEBOOK...

5 STEPS TO DO NEXT

1 PASSWORD RESET

All student passwords were reset to a default. Once a student uses the default password to log in, the password needs to be changed.

The following links will help you find your default password:


1. <https://studentpasswordlookup.fwisd.org/>
2. <https://bit.ly/2GbDrai>

USE THE NEW PASSWORD TO LOG IN TO THE CHROMEBOOK

2 LOG INTO INTO THE CHROMEBOOK TO FIND "MY CLASS LINK"

Once a student successfully logs into a chromebook, the My Class Link page should automatically open. If not, use this link: <http://www.fwisd.org/myfwisd>

This link will also work if you are using a different device.




Example of MyClassLink page

3 LOG INTO FOCUS APP IN MYCLASSLINK TO SEE THE SCHEDULE & GOOGLE CLASS CODES

Open the **Focus APP** in your MyClassLink (it should automatically open without needing to sign in)

1. Go to GRADES
2. The first assignment under each course is the **GOOGLE CLASSROOM CODE** needed to join the Google Classrooms - Google Classroom is where teachers will be delivering instructions to students.
3. **Write down the Google Classroom Code for EACH ONE of the classes listed on the schedule.** Use this form to help you: <https://bit.ly/3IHsVb2>

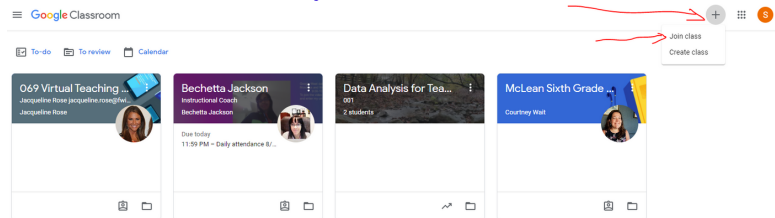


Once all of the Google Classroom Codes are written down, please go to STEP 4.

4 JOINING GOOGLE CLASSROOMS

1. Once you have Google Classroom Codes for each class, open the GOOGLE Classroom App in your MyClassLink

2. Next, click on the + to join a class.



3. Enter the **Google Class Code copied from Focus** Join with your stu.fwisd.org account

Make sure to click "JOIN"

REPEAT THESE STEPS FOR EVERY CLASS CODE

You're currently signed in as Sarah Fezlo (sarah.fezlo@teachers.fwisd.org) [Switch account](#)

Class code
Ask your teacher for the class code, then enter it here.

Class code

To sign in with a class code

- Use an authorized account
- Use a class code with 5-7 letters or numbers, and no spaces or symbols

If you have trouble joining the class, go to the [Help Center article](#)

5 FIRST DAY OF SCHOOL

Class starts at 9:00 am on Tuesday, September 8th

Log into your:

1. MyClassLink
2. Google Classroom
3. Click on your 1st Period Class
4. Click on the Meet Link: inside the top image, on the left.

Your 1st Period Teacher will be excited to meet you!!!

NEED HELP???

Teacher Google Sites:

<https://www.fwisd.org/domain/514>

School Phone Number: (817) 814-5700

Technology Help Request Form:

<http://bit.ly/Mc6TechHelp>

McLean 6th Website:

<https://www.fwisd.org/McLean6>

TENGO MI CHROMEBOOK...

5 PASOS PARA HACERLO SIGUIENTE

1

PASSWORD RESET

Todas las contraseñas de los alumnos se restablecieron a un valor predeterminado. Una vez que un alumno utiliza la contraseña predeterminada para iniciar sesión, es necesario cambiar la contraseña.

Los siguientes enlaces le ayudarán a encontrar su contraseña predeterminada:

1. <https://studentpasswordlookup.fwisd.org/>
2. <https://bit.ly/2GbDrai>

USA LA NUEVA CONTRASEÑA PARA INICIAR SESIÓN EN EL CHROMEBOOK


2

LOG INTO THE CHROMEBOOK TO FIND "MY CLASS LINK"

Una vez que un alumno inicia sesión correctamente en un chromebook, la página Mi enlace de clase debería abrirse automáticamente. Si no es así, utilice este enlace:

<http://www.fwisd.org/myfwisd>


Este enlace también funcionará si está utilizando un dispositivo diferente.



Example of MyClassLink page

3

LOG INTO FOCUS APP IN MYCLASSLINK TO SEE THE SCHEDULE & GOOGLE CLASS CODES



Una vez que todos los códigos de Google Classroom estén escritos, vaya al PASO 4.

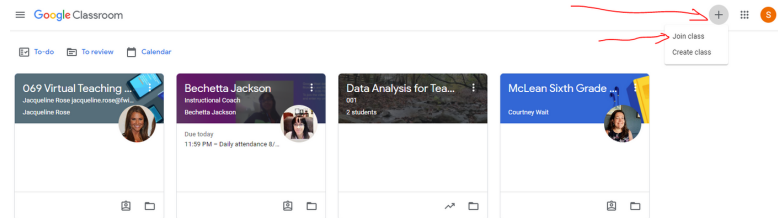

Abra la aplicación Focus en su MyClassLink (debería abrirse automáticamente sin necesidad de iniciar sesión)

- 1) Ir a GRADES
- 2) La primera tarea de cada curso es el CÓDIGO DE GOOGLE CLASSROOM necesario para unirse a Google Classrooms - Google Classroom es donde los profesores entregarán instrucciones a los alumnos.
- 3) Anota el código de Google Classroom para CADA UNA de las clases enumeradas en el horario. Utilice este formulario para ayudarle a: <https://bit.ly/3IHsVb2>

4

JOINING GOOGLE CLASSROOMS

1. Una vez que tenga códigos de Google Classroom para cada clase, abra la aplicación GOOGLE Classroom en su MyClassLink
2. A continuación, haga clic en el signo + para unirse a una clase.



3. Introduzca el código de clase de Google copiado de FocusUnirse con su cuenta de stu.fwisd.org

Asegúrese de hacer clic en "JOIN"

REPITA ESTOS PASOS PARA CADA CLASE CÓDIGO

You're currently signed in as Sarah Fezlo sarah.fezlo@teachers.fwisd.org

Class code
Ask your teacher for the class code, then enter it here.

Class code

To sign in with a class code

- Use an authorized account
- Use a class code with 5-7 letters or numbers, and no spaces or symbols

If you have trouble joining the class, go to the [Help Center article](#)



5

FIRST DAY OF SCHOOL

LA CLASE COMIENZA A LAS 9:00 AM

el martes 8 de septiembre

Log into your:

1. MyClassLink
2. Google Classroom
3. Click on your 1st Period Class
4. Click on the Meet Link: inside the top image, on the left.

Su maestro del 1er Período estará emocionado de conocerlo!!!

NECESITA AYUDA???

Teacher Google Sites:

<https://www.fwisd.org/domain/514>

School Phone Number: (817) 814-5700

Technology Help Request Form:

<http://bit.ly/Mc6TechHelp>

McLean 6th Website:

<https://www.fwisd.org/McLean6>