


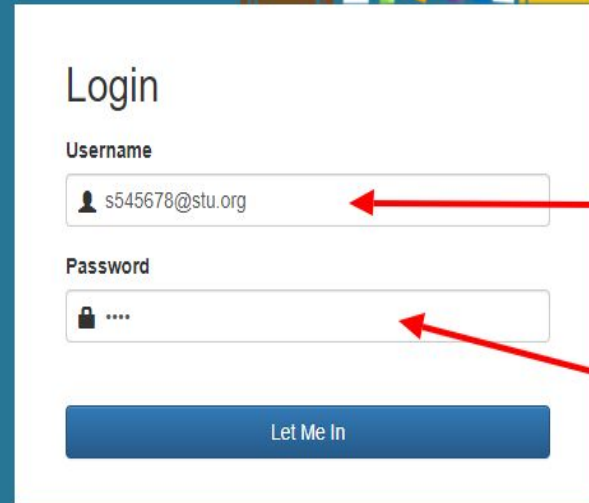


MAP Fluency

Log into FWISD Apps page and find MAP Fluency



Log into MAP
Fluency with your
student's ID
number as seen in
the picture
(s545264@stu.org)
and the password
for your student's
grade.



student ID #

Passwords:

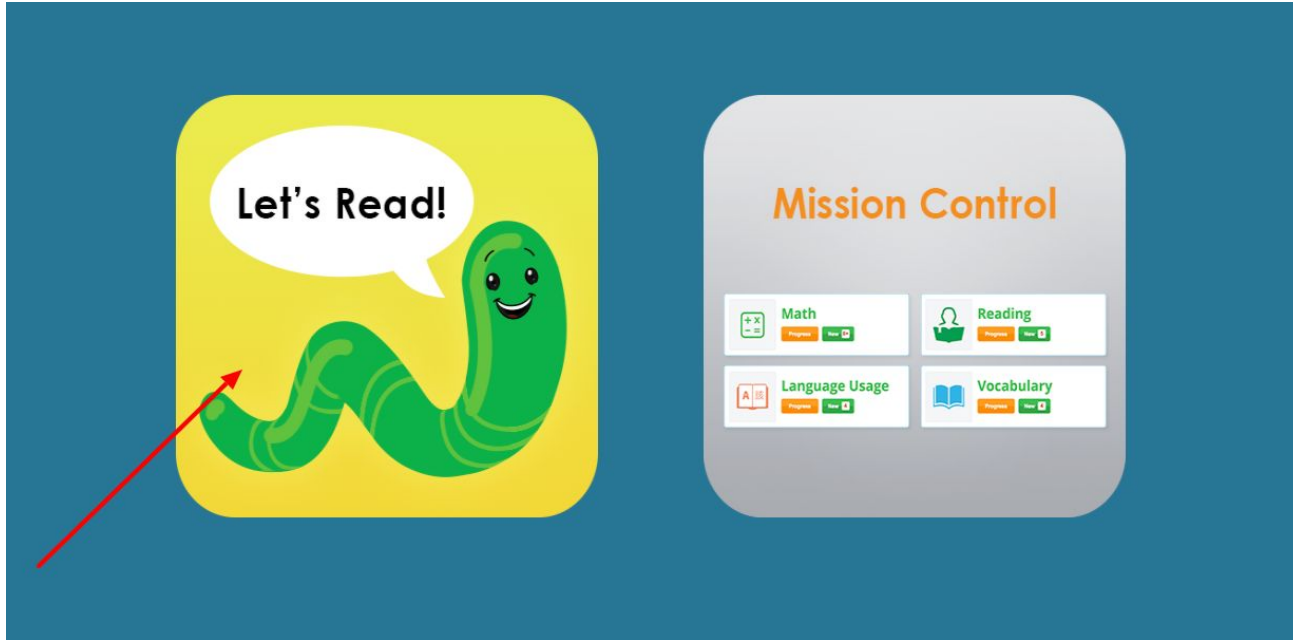
K - 0000

1st - 1111

2nd - 2222

3rd - 3333

Click on the yellow box that says “Let’s Read!”



Click “Check My Equipment” to make sure speakers and microphone are working before the test begins.



Speakers and microphone must be working in order to take the test. Once they are both working, click Home in the top left corner.

Check My Equipment

Check Speakers

Record Test Audio

Input level:

Play Test Audio

Check speakers and test audio before testing

Click “Take Assessment” to begin the test. You will take the ADAPTIVE ORAL READING test. It should only take about 20 minutes to complete. Email teacher when test is over and log out.

