

Reset

Step 1



Go to
fwisd.org/myfwisd

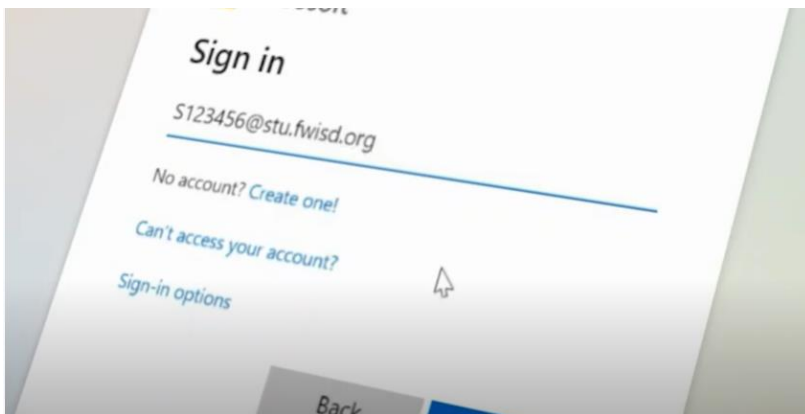
If you have a district
Chromebook, open
your Chromebook and
go to Step 3

Step 2



Click the “Sign in with
Microsoft” button

Step 3

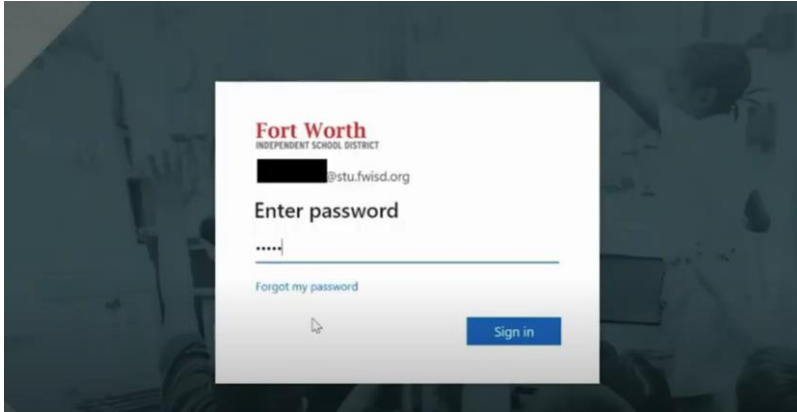


Enter the student's
default login:

s#####@stu.fwisd.org

WHERE ##### = STUDENT ID NUMBER

Step 4



Enter the student's default password:

fwisd.*****

fwisd must be lower case

******* = EIGHT DIGIT DATE OF BIRTH, NO PUNCTUATION**

For example:

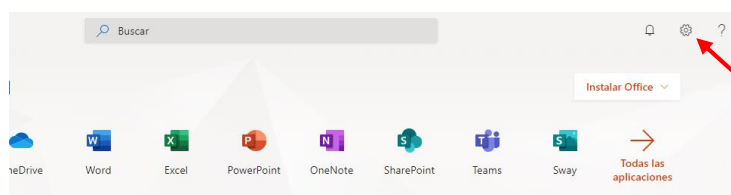

February 4, 2005: fwisd.02042005



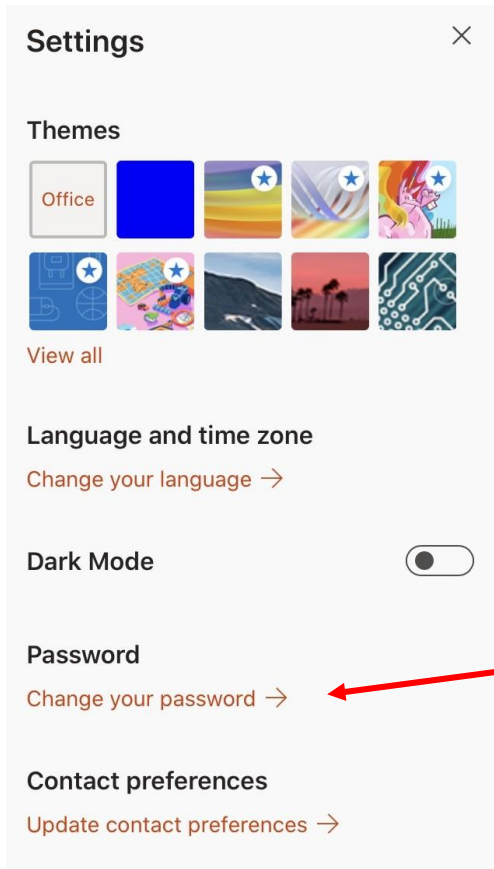
Once you sign in, you will be taken to your apps page



If you see this page, then click on "Sign in with Microsoft", then you should be taken to your apps.



If you are not prompted to change your password and you want to change it, go to the Office 365 app, and click on settings.



Click on "Change your password"

change password

User ID
S#####@stu.fwisd.org

Old password

Create new password

Confirm new password

For old password, enter the student's default password:

fwisd.*****

Then create your new password. Please follow the specifications below to create your new password.

Confirm your new password and click "submit"

Your password MUST contain:

- At least 12 characters
- Lower case letters
- Upper case letters
- At least one number
- Special character