




Dear Parent/Guardian

This document will help you prepare your child to take the MAP Growth test in Math and Reading. We want to support you in helping your child have a successful and meaningful experience. This assessment will help us to identify and support learning gaps and know what your child is ready to learn. We understand that you may be tempted to help your child with questions on the assessment; however, doing this may inadvertently skew the data that we need to help your child. The best way to help your child is to provide a quiet space while they are taking the assessment.

What is MAP Growth?		
 <p>MAP Growth helps teachers understand what students know today, so goals can be set to improve growth throughout the year. <b>Students cannot pass or fail this test.</b></p>	 <p><b>This test will not affect grades.</b> In fact, it's normal for students to only answer about half the questions correctly. <b>Please don't help them!</b></p>	 <p>Given the challenges of learning from home, MAP Growth test results are especially helpful for us this year. <b>These results will help us know what students are ready to learn.</b></p>

#### Test Preparation

- Watch the MAP Growth introduction Video: [Kindergarten – 2<sup>nd</sup> grade](#); [3<sup>rd</sup> grade and up](#)
- Make sure your device has an internet connection
- Practice the test at [practice.mapnwea.org](http://practice.mapnwea.org) (Username: grow Password: grow)
- Make sure your device meets testing requirements using the [Workstation Diagnostic Tool](#)

### Fort Worth ISD Testing Window October 13-23

On Testing Day	
If using an iPad	All other devices
<ol style="list-style-type: none"> <li>1. Disable Pop-Up Blocking (Personal devices only)</li> <li>2. Allow the teacher/proctor to open the session first</li> <li>3. Communicate with the teacher/proctor to start the test</li> <li>4. Launch the test using the NWEA app on the iPad</li> <li>5. Follow any additional instructions from the teacher/proctor</li> </ol>	<ol style="list-style-type: none"> <li>1. Disable Pop-Up Blocking (Personal devices only)</li> <li>2. Make sure your device meets testing requirements using the Workstation Diagnostic Tool</li> <li>3. Allow the teacher/proctor to open the session first</li> <li>4. Communicate with the teacher/proctor to start the test</li> <li>5. Make sure you have a way to communicate with your teacher/proctor during the test</li> <li>6. Login through the FWISD ClassLink LaunchPad</li> <li>7. Follow any additional instructions from the teacher/proctor</li> </ol>