

# **Fort Worth Independent School District**

## **056 Riverside Middle School**

### **2021-2022 Campus Improvement Plan**

**Accountability Rating: Not Rated: Declared State of Disaster**



# Mission Statement

**Our mission** is to develop young men & women with active and creative minds, a sense of understanding and compassion for others, and the courage to act on it. We stress the total development of each child: moral, intellectual, social, emotional and physical.

## Vision

Expect Success – Nothing Less.....Every Student, Every Day!

## Value Statement

I am creating my future through:

Respect for Self

Respect for Others

Respect for Property

Respect for Learning

# Table of Contents

Comprehensive Needs Assessment	4
Demographics	4
Student Learning	4
School Processes & Programs	5
Perceptions	6
Priority Problem Statements	7
Goals	8
Goal 1: Early Literacy Increase the percentage of 3rd grade students who score at meets grade level or above on STAAR Reading from 34% to 47% by August 2024.	9
Goal 2: Early Math Increase the percentage of 3rd grade students who score at meets grade level or above on STAAR Mathematics from 34% to 45% by August 2024.	10
Goal 3: CCMR Increase the percentage of students graduating with a CCMR indicator from 43% to 48% by June 2024.	12
Goal 4: Learning Environment (based on the BOE constraints) Ensure all students have access to a safe, supportive and culturally responsive learning environment.	14
Campus Funding Summary	16

# Comprehensive Needs Assessment

Revised/Approved: April 30, 2021

## Demographics

### Demographics Summary

Riverside Middle School is a 6th - 8th grade Title I campus in Fort Worth ISD located in Fort Worth TX. The campus has three main student groups Hispanics 88.2% African American 4.8% and White 4.5%. Asian students make up 1/6% of the population. There are 0.9% claiming Two or More Races.

The last published mobility rate of 15.1% is below the state average of 15.3 and the district average of 21.1%. At 94.6% the attendance rate is below both the district 95.1% and the state of 95.4%. Riverside enrollment by student groups include Economically Disadvantaged 95.2%, Special Education at 10% and English Learners 47.8%.

### Demographics Strengths

Riverside Middle School has seen a steady increase in Mathematics by all sub groups. African American students increased from 53% to 61%, Hispanic students increased from 66% to 72% and white students increased from 71% to 74%.

### Problem Statements Identifying Demographics Needs

**Problem Statement 1 (Prioritized):** In 2021 only 30% in 6th grade / 22% in 7th grade / 48% in 8th grade of English Language Learners met their Percent Met Projection on MOY MAP data in mathematics. **Root Cause:** The campus has not prioritized tailoring instruction in mathematics to meet the needs of ELL students focusing on ELP strategies.

# Student Learning

## Student Learning Summary

Campus has had a decline in ELA/Reading STAAR Performance from a 71% to a 67%. Breaking data data to student sub groups our African American students increased from 62% to 68%, Hispanic students decreased from 71% to 66% and our white students decreased from 78% to 71%.

## Student Learning Strengths

Campus has focused on targeting our African American students during data meetings to increase scores. The STAAR data shows that we have an increase from 2018 to 2019 in ELA/Reading with our AA students moving from 62% to 68%.

## Problem Statements Identifying Student Learning Needs

**Problem Statement 1 (Prioritized):** In 2021 MAP data has show a decline in ELA/Reading in our Hispanic students 18% in 6th grade / 27% in 7th grade /42% in 8th grade as per the MOY MAP Percent Met Portion. **Root Cause:** As per the Instructional Framework in the Instruct component teachers have not been reaching the engagement indicator of providing opportunities to write, read, inquire, problem solve and collaborate occurring daily.

# School Processes & Programs

## School Processes & Programs Summary

FWISD partnered with Lexia Learning to support middle school reading through foundation literacy skills. This program is geared to assist students in the 15% - 25% range as per MAP Literacy Data. This program is research based and will help all students in literacy. Lexia is also being implemented with our Dyslexia students.

## School Processes & Programs Strengths

Riverside MS has been tracking student data weekly and set usage goals of 150 minutes weekly. Administrator and Instructional Coach meet weekly to see progress and work on weekly next steps to increase student usage and performance.

## Problem Statements Identifying School Processes & Programs Needs

**Problem Statement 1:** Lexia student usage has been at an average of 57% usage. **Root Cause:** Implementation is not being done with fidelity and students are not being made aware of their data (usage/progress).

# Perceptions

## Perceptions Summary

Riverside Middle is part of the Amon Carter Riverside Pyramid. It receives students from 6 diverse elementaries. It collaborates with one high school to ensure all extra curricular activities are being offered. Riverside Middle School has been on a steady increase in academics and extra curricular activities participation for the past 4 years.

## Perceptions Strengths

Riverside Middle School has doubled their numbers in students participating in extra-curricular activities. We have had students excel in academics making it to the 2020 finals in Whiz Quiz, having winning season in Soccer, Football, Volleyball and Basketball. Also holding Superior ratings in Band, Choir and and Orchestra.

## Problem Statements Identifying Perceptions Needs

**Problem Statement 1 (Prioritized):** 48% of our students feel that they are valued members of the school community in accordance with the Panorama Survey. **Root Cause:** Relationships are not being built and sustained between all stake holders.

# Priority Problem Statements

**Problem Statement 1:** In 2021 only 30% in 6th grade / 22% in 7th grade / 48% in 8th grade of English Language Learners met their Percent Met Projection on MOY MAP data in mathematics.

**Root Cause 1:** The campus has not prioritized tailoring instruction in mathematics to meet the needs of ELL students focusing on ELP strategies.

**Problem Statement 1 Areas:** Demographics

**Problem Statement 2:** In 2021 MAP data has show a decline in ELA/Reading in our Hispanic students 18% in 6th grade / 27% in 7th grade /42% in 8th grade as per the MOY MAP Percent Met Portion.

**Root Cause 2:** As per the Instructional Framework in the Instruct component teachers have not been reaching the engagement indicator of providing opportunities to write, read, inquire, problem solve and collaborate occurring daily.

**Problem Statement 2 Areas:** Student Learning

**Problem Statement 3:** 48% of our students feel that they are valued members of the school community in accordance with the Panorama Survey.

**Root Cause 3:** Relationships are not being built and sustained between all stake holders.

**Problem Statement 3 Areas:** Perceptions



# Goals





Revised/Approved: October 4, 2021

## Goal 1: Early Literacy

Increase the percentage of 3rd grade students who score at meets grade level or above on STAAR Reading from 34% to 47% by August 2024.

**Performance Objective 1:** Increase the percentage of Grade 6-8 students who meet or exceed projected growth on MAP Growth Reading from 41.5% to 70% by May 2022.





### Targeted or ESF High Priority

Strategy 1 Details	Reviews			
<p><b>Strategy 1:</b> Building leadership capacity by implementing protocols for vertical alignment in the area/s of instructional planning, school culture, data driven instruction and observation and feedback.</p> <p><b>Strategy's Expected Result/Impact:</b> ELA Teachers will be trained in ELPs strategies to increase MAP Data in grades 6 - 8.</p> <p><b>Staff Responsible for Monitoring:</b> Principal, APs, Instructional Leadership Team, Staff</p> <p><b>Title I Schoolwide Elements:</b> 2.4, 2.5, 2.6 - <b>TEA Priorities:</b> Recruit, support, retain teachers and principals, Build a foundation of reading and math, Improve low-performing schools</p> <p><b>Funding Sources:</b> Reading Materials needed for in-class libraries to provide up to date books - Title I (211) - 211-12-6329-04N-056-30-510-000000-22F10 - \$5,000, Subs to cover classes during instructional rounds/PD Title 1 - Title I (211) - 211-11-6112-0PD-056-30-510-000000-22F10 - \$7,530</p>	Formative			Summative
	Nov	Jan	Mar	June
<div style="display: flex; justify-content: space-around; align-items: center;"> <div style="text-align: center;">  No Progress         </div> <div style="text-align: center;">  Accomplished         </div> <div style="text-align: center;">  Continue/Modify         </div> <div style="text-align: center;">  Discontinue         </div> </div>				

**Goal 1: Early Literacy**

Increase the percentage of 3rd grade students who score at meets grade level or above on STAAR Reading from 34% to 47% by August 2024.





**Performance Objective 2:** Increase the percentage of Hispanic students or the student group that is most marginalized by instruction on our campus (gender, race, program, other) from 39.9% to 70% by May 2022.

Strategy 1 Details	Reviews			
<p><b>Strategy 1:</b> Improve the quality of Tier 1 instruction in all content areas through culturally responsive instruction with standards aligned planning, lesson planning / delivery, and performance data.</p> <p><b>Strategy's Expected Result/Impact:</b> Through classroom observations and written feedback to teachers, Tier 1 instruction will include student and teacher engagement indicators as per Instructional Framework at 90%.</p> <p><b>Staff Responsible for Monitoring:</b> Principal, APs, Instructional Leadership Team, Teachers, Students</p> <p><b>Title I Schoolwide Elements:</b> 2.4, 2.6 - <b>TEA Priorities:</b> Recruit, support, retain teachers and principals - <b>ESF Levers:</b> Lever 2: Effective, Well-Supported Teachers, Lever 4: High-Quality Curriculum - <b>Targeted Support Strategy</b></p> <p><b>Funding Sources:</b> Reading Teacher needed for smaller class sizes - Ms. Yancy - Title I (211) - 211-11-6119-04N-056-30-510-000000-22F10 - \$57,000, Data Analyst needed to provide PD/Data Driven Instruction - Mr. Hollingsworth - Title I (211) - 211-13-6119-04N-056-30-510-000000-22F10 - \$74,000, Professional Development for Staff - Kagan - SCE (199 PIC 24) - 199-11-6299-001-056-24-273-000000- - \$9,152</p>	Formative			Summative
	Nov	Jan	Mar	June
	<div style="display: flex; justify-content: space-around; align-items: center;"> <div style="text-align: center;">  No Progress         </div> <div style="text-align: center;">  Accomplished         </div> <div style="text-align: center;">  Continue/Modify         </div> <div style="text-align: center;">  Discontinue         </div> </div>			

**Goal 2: Early Math**

Increase the percentage of 3rd grade students who score at meets grade level or above on STAAR Mathematics from 34% to 45% by August 2024.





**Performance Objective 1:** Increase the percentage of Grade 6-8 students who meet or exceed projected growth on MAP Growth Mathematics from 40.2% to 70% by May 2022.

Strategy 1 Details	Reviews			
<p><b>Strategy 1:</b> Develop a campus plan, protocols, and schedule for vertical alignment among grades 6 - 8 mathematics teachers to meet and plan during PLCs along with a schedule and protocol for learning walks system to monitor instruction .</p> <p><b>Strategy's Expected Result/Impact:</b> Students growth will increase from 40% to 70% in MAP EOY data.</p> <p><b>Staff Responsible for Monitoring:</b> Leadership Team, Math Teachers, Data Analyst.</p> <p><b>Title I Schoolwide Elements:</b> 2.4, 2.5, 2.6 - <b>TEA Priorities:</b> Recruit, support, retain teachers and principals, Build a foundation of reading and math, Improve low-performing schools - <b>ESF Levers:</b> Lever 1: Strong School Leadership and Planning, Lever 2: Effective, Well-Supported Teachers, Lever 4: High-Quality Curriculum, Lever 5: Effective Instruction</p> <p><b>Funding Sources:</b> Teacher Pay for Tutoring / Saturday Schools - Title I (211) - 211-11-6116-04N-056-30-510-000000-22F10 - \$5,000</p>	Formative			Summative
	Nov	Jan	Mar	June
<div style="display: flex; justify-content: space-around; align-items: center;"> <span> No Progress</span> <span> Accomplished</span> <span> Continue/Modify</span> <span> Discontinue</span> </div>				

**Goal 2: Early Math**

Increase the percentage of 3rd grade students who score at meets grade level or above on STAAR Mathematics from 34% to 45% by August 2024.





**Performance Objective 2:** Increase the percentage of students who score at MEETS or above in Algebra 1 from 85% to 95% by May 2022.

Strategy 1 Details	Reviews			
<p><b>Strategy 1:</b> Develop the capacity of Algebra teacher to implement math strategies and data driven instruction to increase student scores.</p> <p><b>Strategy's Expected Result/Impact:</b> Increase student scores from 85% to 95% on the EOY MAP data.</p> <p><b>Staff Responsible for Monitoring:</b> Algebra I teacher / Data Analyst / Principal</p> <p><b>Title I Schoolwide Elements:</b> 2.4, 2.5, 2.6 - <b>TEA Priorities:</b> Build a foundation of reading and math, Connect high school to career and college - <b>ESF Levers:</b> Lever 1: Strong School Leadership and Planning, Lever 2: Effective, Well-Supported Teachers, Lever 4: High-Quality Curriculum, Lever 5: Effective Instruction</p> <p><b>Funding Sources:</b> Subs to cover classes for teacher Instructional Rounds / PD - Title I (211) - 211-11-6112-04N-056-30-510-000000-22F10 - \$6,800</p>	Formative			Summative
	Nov	Jan	Mar	June
<div style="display: flex; justify-content: space-around; align-items: center;"> <span> No Progress</span> <span> Accomplished</span> <span> Continue/Modify</span> <span> Discontinue</span> </div>				

**Goal 3: CCMR**

Increase the percentage of students graduating with a CCMR indicator from 43% to 48% by June 2024.





**Performance Objective 1:** Increase the percentage of 6-8 grade students scoring at MEETS or above on STAAR Reading from 29.3% to 40% by May 2022.

Strategy 1 Details	Reviews			
<p><b>Strategy 1:</b> Develop the capacity of ELA teachers to implement the literacy framework and Fundamental 4 strategies.  <b>Strategy's Expected Result/Impact:</b> Increase overall Reading percentages 6-8 grade students scoring 40% overall on the MEETS or above on STAAR Reading data.  <b>Staff Responsible for Monitoring:</b> Principal / Data Analyst / Instructional Coach - ELA / ELA Teachers  <b>Title I Schoolwide Elements:</b> 2.4, 2.5, 2.6 - <b>TEA Priorities:</b> Recruit, support, retain teachers and principals, Build a foundation of reading and math, Connect high school to career and college - <b>ESF Levers:</b> Lever 1: Strong School Leadership and Planning, Lever 2: Effective, Well-Supported Teachers, Lever 3: Positive School Culture, Lever 4: High-Quality Curriculum, Lever 5: Effective Instruction  <b>Funding Sources:</b> Teacher Assistant - Ms. Punch - Title I (211) - 211-11-6129-04N-056-30-510-000000-22F10 - \$31,000, K-12 Summit - Renew of Contract / Teacher Training - Title I (211) - 211-11-6299-04N-056-30-510-000000-22F10 - \$10,000</p>	Formative			Summative
	Nov	Jan	Mar	June
<div style="display: flex; justify-content: space-around; align-items: center;"> <span> No Progress</span> <span> Accomplished</span> <span> Continue/Modify</span> <span> Discontinue</span> </div>				

**Goal 3: CCMR**

Increase the percentage of students graduating with a CCMR indicator from 43% to 48% by June 2024.





**Performance Objective 2:** Increase the percentage of 6-8 grade students scoring at MEETS or above on STAAR Math from 24.1% to 40% by May 2022.

Strategy 1 Details	Reviews			
<p><b>Strategy 1:</b> Develop the capacity of Mathematics teachers to implement the district curriculum and target high yields strategies / GT strategies to increase student outcomes.</p> <p><b>Strategy's Expected Result/Impact:</b> Increase overall Math percentages in 6-8 grade students scoring 40% overall on the MEETS or above on STAAR MATH data.</p> <p><b>Staff Responsible for Monitoring:</b> Principal / Instructional Coach - Math / Math Teachers</p> <p><b>Title I Schoolwide Elements:</b> 2.4, 2.5, 2.6 - <b>TEA Priorities:</b> Recruit, support, retain teachers and principals, Build a foundation of reading and math, Connect high school to career and college - <b>ESF Levers:</b> Lever 1: Strong School Leadership and Planning, Lever 2: Effective, Well-Supported Teachers, Lever 3: Positive School Culture, Lever 4: High-Quality Curriculum, Lever 5: Effective Instruction</p> <p><b>Funding Sources:</b> Teacher Assistant Hire - Title I (211) - 211-11-6129-04N-056-30-510-000000-22F10 - \$22,000, Campus level professional development for department leads, who will redeliver PD to their department colleagues - Title I (211) - 211-11-6112-0PD-056-30-510-000000-22F10 - \$9,200</p>	Formative			Summative
	Nov	Jan	Mar	June
<div style="display: flex; justify-content: space-around; align-items: center;"> <span> No Progress</span> <span> Accomplished</span> <span> Continue/Modify</span> <span> Discontinue</span> </div>				

**Goal 4: Learning Environment** (based on the BOE constraints)

Ensure all students have access to a safe, supportive and culturally responsive learning environment.





**Performance Objective 1:** Decrease the percentage of students who are chronically absent from 26.4% to 15% by May 2022.

Strategy 1 Details	Reviews			
<p><b>Strategy 1:</b> Develop the capacity of staff by implementing protocols to target student attendance.</p> <p><b>Strategy's Expected Result/Impact:</b> Decrease the percentage of students who are chronically absent to 15% by May 2022.</p> <p><b>Staff Responsible for Monitoring:</b> Administrators / Teachers / Counselors / CIS</p> <p><b>Title I Schoolwide Elements:</b> 2.6, 3.1, 3.2 - <b>TEA Priorities:</b> Improve low-performing schools - <b>ESF</b></p> <p><b>Levers:</b> Lever 3: Positive School Culture</p> <p><b>Funding Sources:</b> District will pay for Family Engagement Specialist - Ms. Gabriela Vazquez - Title I (211) - 211-61-6129-04L-056-30-510-000000-22F10, Supplies needed for Parent Meetings - Title I (211) - 211-61-6399-04L-056-30-510-000000-22F10 - \$2,000, Family Engagement Specialist - Ms. Campos - Title I (211) - 211-61-6129-04L-056-30-510-000000-22F10 - \$33,000, Snacks to provide to parents during Parent Meetings - Title I (211) - 211-61-6499-04L-056-30-510-000000-22F10 - \$2,000</p>	Formative			Summative
	Nov	Jan	Mar	June
<p style="text-align: center;">  No Progress                 Accomplished                 Continue/Modify                 Discontinue         </p>				

**Goal 4: Learning Environment (based on the BOE constraints)**

Ensure all students have access to a safe, supportive and culturally responsive learning environment.

**Performance Objective 2:** Increase positive response by students to the learning environment on the Panorama SEL Survey from 57.1% to 80% by May 2022.

Strategy 1 Details	Reviews			
<p><b>Strategy 1:</b> Develop the capacity of Campus Staff to increase school culture and engage students in the learning environment.</p> <p><b>Strategy's Expected Result/Impact:</b> Increase student engagement in Panorama SEL Survey to 80%</p> <p><b>Staff Responsible for Monitoring:</b> Administration / Restorative Team / ECAP &amp; CARE Teams / Parent Engagement Specialist.</p> <p><b>Title I Schoolwide Elements:</b> 2.6, 3.1, 3.2 - <b>TEA Priorities:</b> Recruit, support, retain teachers and principals, Improve low-performing schools - <b>ESF Levers:</b> Lever 1: Strong School Leadership and Planning, Lever 3: Positive School Culture, Lever 5: Effective Instruction</p> <p><b>Funding Sources:</b> Assist in paying for Community In Schools - Ms. Janette Martinez - Title I (211) - 211-32-6299-04N-056-30-510-000000-22F10 - \$10,000</p>	Formative			Summative
	Nov	Jan	Mar	June
<div style="display: flex; justify-content: space-around; align-items: center;"> <div style="text-align: center;">  No Progress         </div> <div style="text-align: center;">  Accomplished         </div> <div style="text-align: center;">  Continue/Modify         </div> <div style="text-align: center;">  Discontinue         </div> </div>				



# Campus Funding Summary

Title I (211)						
Goal	Objective	Strategy	Resources Needed	Description	Account Code	Amount
1	1	1	Reading Materials needed for in-class libraries to provide up to date books	Reading materials for library use	211-12-6329-04N-056-30-510-000000-22F10	\$5,000.00
1	1	1	Subs to cover classes during instructional rounds/PD Title 1	Subs for professional development	211-11-6112-0PD-056-30-510-000000-22F10	\$7,530.00
1	2	1	Reading Teacher needed for smaller class sizes - Ms. Yancy	Title I Teacher	211-11-6119-04N-056-30-510-000000-22F10	\$57,000.00
1	2	1	Data Analyst needed to provide PD/Data Driven Instruction - Mr. Hollingsworth	Data Analyst	211-13-6119-04N-056-30-510-000000-22F10	\$74,000.00
2	1	1	Teacher Pay for Tutoring / Saturday Schools	Extra duty pay for tutoring after hours (Teacher)	211-11-6116-04N-056-30-510-000000-22F10	\$5,000.00
2	2	1	Subs to cover classes for teacher Instructional Rounds / PD	Subs for supplemental instruction	211-11-6112-04N-056-30-510-000000-22F10	\$6,800.00
3	1	1	Teacher Assistant - Ms. Punch	Teacher Assistant	211-11-6129-04N-056-30-510-000000-22F10	\$31,000.00
3	1	1	K-12 Summit - Renew of Contract / Teacher Training	Contracted instructional services	211-11-6299-04N-056-30-510-000000-22F10	\$10,000.00
3	2	1	Teacher Assistant Hire	Teacher Assistant	211-11-6129-04N-056-30-510-000000-22F10	\$22,000.00
3	2	1	Campus level professional development for department leads, who will redeliver PD to their department colleagues	Subs for professional development	211-11-6112-0PD-056-30-510-000000-22F10	\$9,200.00
4	1	1	District will pay for Family Engagement Specialist - Ms. Gabriela Vazquez	Family Engagement Specialist	211-61-6129-04L-056-30-510-000000-22F10	\$0.00
4	1	1	Supplies needed for Parent Meetings	Supplies and materials for parental involvement	211-61-6399-04L-056-30-510-000000-22F10	\$2,000.00
4	1	1	Family Engagement Specialist - Ms. Campos	Family Engagement Specialist	211-61-6129-04L-056-30-510-000000-22F10	\$33,000.00
4	1	1	Snacks to provide to parents during Parent Meetings	Snacks for parents to promote participation	211-61-6499-04L-056-30-510-000000-22F10	\$2,000.00
4	2	1	Assist in paying for Community In Schools - Ms. Janette Martinez	Contracted student support services	211-32-6299-04N-056-30-510-000000-22F10	\$10,000.00
<b>Sub-Total</b>						\$274,530.00
<b>Budgeted Fund Source Amount</b>						\$274,530.00

Title I (211)						
Goal	Objective	Strategy	Resources Needed	Description	Account Code	Amount
<b>+/- Difference</b>						\$0.00
SCE (199 PIC 24)						
Goal	Objective	Strategy	Resources Needed	Description	Account Code	Amount
1	2	1	Professional Development for Staff - Kagan	Contracted instructional services	199-11-6299-001-056-24-273-000000-	\$9,152.00
<b>Sub-Total</b>						\$9,152.00
<b>Budgeted Fund Source Amount</b>						\$9,152.00
<b>+/- Difference</b>						\$0.00
<b>Grand Total</b>						\$283,682.00