

Fort Worth Independent School District
124 Leadership Academy at Maude I Logan Elementary
2021-2022 Campus Improvement Plan



Mission Statement

Preparing ALL students for success in college, career, and community leadership.

Vision

Igniting in Every Child a Passion for Learning.

Table of Contents

Comprehensive Needs Assessment	4
Demographics	4
Student Learning	4
School Processes & Programs	5
Perceptions	6
Priority Problem Statements	7
Goals	8
Goal 1: Early Literacy Increase the percentage of 3rd grade students who score at meets grade level or above on STAAR Reading from 34% to 47% by August 2024.	9
Goal 2: Early Math Increase the percentage of 3rd grade students who score at meets grade level or above on STAAR Mathematics from 34% to 45% by August 2024.	13
Goal 3: CCMR Increase the percentage of students graduating with a CCMR indicator from 43% to 48% by June 2024.	15
Goal 4: Learning Environment (based on the BOE constraints) Ensure all students have access to a safe, supportive and culturally responsive learning environment.	16
Campus Funding Summary	17
Addendums	18

Comprehensive Needs Assessment

Demographics

Demographics Strengths

Teacher Student Ratios for K=5th grade classes are smaller allowing for additional intervention support.

Problem Statements Identifying Demographics Needs

Problem Statement 1: Reading-RP/DL students need more time engaged in reading quality literature in order to increase vocabulary, stamina, comprehension and fluency. **Root Cause:** AA RP/DL students enter kindergarten with a significant vocabulary deficit.

Student Learning

Student Learning Strengths

1. 4th and 5th grade reading growth based on the 2019 STAAR. Meets and masters growth 5th grade reading. 2. 5th Grade math growth, students meeting and mastering STAAR.

Problem Statements Identifying Student Learning Needs

Problem Statement 1: 3rd grade reading and math achievement did not meet standard. **Root Cause:** Low Level Tier 1 first teach instructional delivery. Misuse of intervention time.

School Processes & Programs

School Processes & Programs Strengths

90% teacher retention. Most teachers are placed and supported in areas of strength and expertise.

Retention of Data Analyst

4th and 5th grade reading growth based on the 2019 STAAR. Meets and masters growth 5th grade reading.

5th Grade math growth, students meeting and mastering STAAR.

Using data provided from curriculum delivery to drive daily instruction which allows student groups to be fluid and makes individual needs the priority.

Implementing student data in our instruction through aligned curriculum and materials

Provided several opportunities for family/community engagement.

Improvement in participation among families in the lower grades.

Through Teaching Trust, our impact grade has continued to embrace this innovative instructional model that has been instrumental in making campus wide change.

Problem Statements Identifying School Processes & Programs Needs

Problem Statement 1: 3rd grade reading and math achievement did not meet standard. **Root Cause:** Low Level Tier 1 first teach instructional delivery. Misuse of intervention time.

Problem Statement 2: Implementation of focused PD in four impact areas- Instructional practices, Data Practices, IPCs, and Team Building **Root Cause:** Utilizing an effective calendaring system to help ensure all PD needs were addressed.

Problem Statement 3: Intervention support in ALL grade levels. **Root Cause:** Resources first allocated to grades 3-5. Re-evaluate utilization of staff.

Problem Statement 4: More parental/community involvement across all grade levels. **Root Cause:** Limited options for parental involvement. Moving forward will include Zooms as a way to better connect.

Problem Statement 5: Sustain this innovative mindset at remaining grade levels to ensure fidelity of implementation **Root Cause:** Ensure Teaching Trust Data Meeting Protocols are implemented at every grade level.

Perceptions

Perceptions Strengths

House Parties and Cultural Celebrations such as the Black History Month program.

Restorative Practices including meet and greet and Circle time.

Faculty meeting grade level hosted snacks and Logan Lights.

Problem Statements Identifying Perceptions Needs

Problem Statement 1: More consistent and productive staff team building activities. **Root Cause:** Lack of prioritizing agenda items during staff meetings.

Problem Statement 2: The need for authentic acknowledgement of everyone in the learning community. **Root Cause:** Lack of intentionality to include other aspects of the school environment.

Problem Statement 3: Dismissal routine/Safety procedures and equipment and rewards. **Root Cause:** Lack of school surveys to assess the effectiveness of routines, equipment, and rewards.

Priority Problem Statements





Goals

Goal 1: Early Literacy

Increase the percentage of 3rd grade students who score at meets grade level or above on STAAR Reading from 34% to 47% by August 2024.

Performance Objective 1: By June of 2022, 60% of students in grades 1-5 will meet or exceed growth target as measured by MAP Growth Adaptive Assessment from EOY to BOY.





Strategy 1 Details	Reviews			
<p>Strategy 1: Utilize LLI (Leveled Literacy Intervention) Systems to support with gaps created as a result of COVID-19 school closure and virtual learning</p> <p>Strategy's Expected Result/Impact: 80% of students will show growth from BOY to EOY in reading levels</p> <p>Staff Responsible for Monitoring: Leadership Team Master Teachers Instructional Coaches</p> <p>Funding Sources: - Title I (211) - 211-13-6119-04E-124-30-510-000000-22F10 - \$68,836</p>	Formative			Summative
	Nov	Jan	Mar	June
Strategy 2 Details	Reviews			
<p>Strategy 2: All submitted literacy lesson plans will demonstrate that teachers are following the TRS scope and sequence with fidelity utilizing all the components. All teachers will participate in the weekly half day trainings based on scope and sequence and curricular resources that is being led by Master Teachers and Instructional Coaches</p> <p>Strategy's Expected Result/Impact: 100% of teachers will be utilizing TRS with fidelity and instructional monitoring systems will be established including PLCs that focus on lesson planning and curriculum alignment. All members of the leadership team will have specific schedules for monitoring lesson plan alignment and fidelity of curriculum.</p> <p>Staff Responsible for Monitoring: Leadership Team Teachers Instructional Coaches</p>	Formative			Summative
	Nov	Jan	Mar	June
Strategy 3 Details	Reviews			
<p>Strategy 3: Literacy Lesson Plan Review by Instructional Coaches and Master Teachers to ensure alignment before it goes live to teachers. They will review Instructional Planning Calendars, DOL creation, and alignment. This will be done in conjunction with the LAN six week assessments.</p> <p>Strategy's Expected Result/Impact: There will be 75% of teachers where lesson plans provide evidence of more accuracy in lesson alignment in classrooms from objective to DOL (Demonstration of Learning)</p> <p>Staff Responsible for Monitoring: Campus Leadership Teams Master Teacher</p>	Formative			Summative
	Nov	Jan	Mar	June

Strategy 4 Details	Reviews			
<p>Strategy 4: Literacy Data Meetings will be held every other week following the DDI (Data Driven Instruction) Model to review bi-monthly quick checks and days for reteach.</p> <p>Strategy's Expected Result/Impact: 60% of Teachers will begin using the practice of using the DOL assessments during the backwards planning process to plan their lessons and 100% of students will track their own goals.</p> <p>Staff Responsible for Monitoring: Principal Instructional Coaches Data Analyst</p>	Formative			Summative
	Nov	Jan	Mar	June
Strategy 5 Details	Reviews			
<p>Strategy 5: Build out instructional monitoring system for student growth in literacy for PK-5 students. All students will have a target to hit. Systems will need to be established for students tracking their own targets, teachers tracking student targets, and admin tracking teacher targets.</p> <p>Strategy's Expected Result/Impact: 60% of Teachers will begin using the practice of using the DOL assessments during the backwards planning process to plan their lessons and 100% of students will track their own goals.</p> <p>Staff Responsible for Monitoring: Campus Leadership Team Teachers</p> <p>Funding Sources: - Title I (211) - 211-11-6399-04E-124-30-510-000000-22F10 - \$15,388, - Title I (211) - 211-11-6499-04E-124-30-510-000000-22F10 - \$1,500, - Title I (211) - 211-11-6116-04E-124-30-510-000000-22F10 - \$5,846</p>	Formative			Summative
	Nov	Jan	Mar	June
<div style="display: flex; justify-content: space-around; align-items: center;"> <div style="text-align: center;">  0% No Progress </div> <div style="text-align: center;">  100% Accomplished </div> <div style="text-align: center;">  Continue/Modify </div> <div style="text-align: center;">  Discontinue </div> </div>				

Goal 1: Early Literacy

Increase the percentage of 3rd grade students who score at meets grade level or above on STAAR Reading from 34% to 47% by August 2024.

Performance Objective 2: By June of 2022, 80% of students in Pre-K will meet or exceed growth target as measured by CLI Engage from EOY to BOY





Strategy 1 Details	Reviews			
<p>Strategy 1: All teacher literacy lesson plans submitted will demonstrate that teachers are following the district scope and sequence with fidelity utilizing all the components. All teachers will participate in the weekly half day trainings based on scope and sequence and curricular resources that is being led by Master Teachers and Instructional Coaches</p> <p>Strategy's Expected Result/Impact: 100% of teachers will be utilizing the curriculum with fidelity and instructional monitoring systems will be established including PLCs that focus on lesson planning and curriculum alignment. All members of the leadership team will have specific schedules for monitoring lesson plan alignment and fidelity of curriculum.</p> <p>Staff Responsible for Monitoring: Leadership Team Teachers Instructional Coaches</p>	Formative			Summative
	Nov	Jan	Mar	June
Strategy 2 Details	Reviews			
<p>Strategy 2: Literacy Lesson Plan Review by Instructional Coaches and Master Teachers to ensure alignment before it goes live to teachers.</p> <p>Strategy's Expected Result/Impact: 75% of teacher lesson plans will provide evidence of accuracy in lesson alignment from objective to DOL (Demonstration of Learning)</p> <p>Staff Responsible for Monitoring: Campus Leadership Teams Master Teacher</p>	Formative			Summative
	Nov	Jan	Mar	June
Strategy 3 Details	Reviews			
<p>Strategy 3: Build out instructional monitoring system for student growth in literacy for PK students. All students will have a target to hit.</p> <p>Strategy's Expected Result/Impact: 60% of Teachers will begin using assessments during the backwards planning process to plan their lessons and 100% of students will track their own goals.</p> <p>Staff Responsible for Monitoring: Campus Leadership Team Teachers</p>	Formative			Summative
	Nov	Jan	Mar	June
<div style="display: flex; justify-content: space-around; align-items: center;"> <div style="text-align: center;">  0% No Progress </div> <div style="text-align: center;">  100% Accomplished </div> <div style="text-align: center;">  Continue/Modify </div> <div style="text-align: center;">  Discontinue </div> </div>				

Goal 1: Early Literacy

Increase the percentage of 3rd grade students who score at meets grade level or above on STAAR Reading from 34% to 47% by August 2024.

Performance Objective 3: By June of 2022, 80% of students in Kinder will meet or exceed growth target as measured by TX-KEA from EOY to BOY

Strategy 1 Details	Reviews			
<p>Strategy 1: Utilize LLI (Leveled Literacy Intervention) Systems to support with gaps created as a result of COVID-19 school closure and virtual learning</p> <p>Strategy's Expected Result/Impact: 80% of students will show growth from BOY to EOY in reading levels</p> <p>Staff Responsible for Monitoring: Leadership Team Master Teachers Instructional Coaches</p>	Formative			Summative
	Nov	Jan	Mar	June
Strategy 2 Details	Reviews			
<p>Strategy 2: All submitted literacy lesson plans will demonstrate that teachers are following the district's scope and sequence with fidelity utilizing all the components. All teachers will participate in the weekly half day trainings based on scope and sequence and curricular resources that is being led by Master Teachers and Instructional Coaches</p> <p>Strategy's Expected Result/Impact: 100% of teachers will utilize the curriculum with fidelity and instructional monitoring systems will be established including PLCs that focus on lesson planning and curriculum alignment. All members of the leadership team will have specific schedules for monitoring lesson plan alignment and fidelity of curriculum.</p> <p>Staff Responsible for Monitoring: Leadership Team Teachers Instructional Coaches</p>	Formative			Summative
	Nov	Jan	Mar	June
Strategy 3 Details	Reviews			
<p>Strategy 3: Literacy Lesson Plan Review by Instructional Coaches and Master Teachers to ensure alignment before it goes live to teachers. They will review Instructional Planning Calendars, DOL creation, and alignment. This will be done in conjunction with the LAN six week assessments.</p> <p>Strategy's Expected Result/Impact: 75% of teachers lesson plans will show evidence of accuracy in lesson alignment from objective to DOL (Demonstration of Learning)</p> <p>Staff Responsible for Monitoring: Campus Leadership Teams Master Teacher</p>	Formative			Summative
	Nov	Jan	Mar	June
Strategy 4 Details	Reviews			
<p>Strategy 4: Literacy Data Meetings will be held every other week following the DDI (Data Driven Instruction) Model to review bi-monthly quick checks and days for reteach.</p> <p>Strategy's Expected Result/Impact: 60% of Teachers will begin using the DOL assessments during the backwards planning process to plan their lessons and 100% of students will track their own goals.</p> <p>Staff Responsible for Monitoring: Principal Instructional Coaches Data Analyst</p>	Formative			Summative
	Nov	Jan	Mar	June





Strategy 5 Details	Reviews			
<p>Strategy 5: Build out instructional monitoring system for student growth in literacy for Kinder students. All students will have a target to hit. Systems will need to be established for students tracking their own targets, teachers tracking student targets, and admin tracking teacher targets.</p> <p>Strategy's Expected Result/Impact: 60% of Teachers will begin using the practice of using DOL assessments during the backwards planning process to plan their lessons and 100% of students will track their own goals.</p> <p>Staff Responsible for Monitoring: Campus Leadership Team Teachers</p>	Formative			Summative
	Nov	Jan	Mar	June
<div style="display: flex; justify-content: space-around; align-items: center;">  No Progress  Accomplished  Continue/Modify  Discontinue </div>				

Goal 2: Early Math

Increase the percentage of 3rd grade students who score at meets grade level or above on STAAR Mathematics from 34% to 45% by August 2024.

Performance Objective 1: By June of 2021, 60% of students in grades K-5 will meet or exceed growth target as measured by MAP Growth Adaptive Assessment from EOY to BOY.





Strategy 1 Details	Reviews			
<p>Strategy 1: All submitted math lesson plans will demonstrate that teachers are following the TRS scope and sequence with fidelity utilizing all the components. All teachers will participate in the weekly half day trainings based on scope and sequence and curricular resources that is being led by Master Teachers and Instructional Coaches.</p> <p>Strategy's Expected Result/Impact: 100% of teachers will be utilizing TRS with fidelity and instructional monitoring systems will be established including PLCs that focus on lesson planning and curriculum alignment. All members of the leadership team will have specific schedules for monitoring lesson plan alignment and fidelity of curriculum.</p> <p>Staff Responsible for Monitoring: Leadership Team Teachers Instructional Coaches</p>	Formative			Summative
	Nov	Jan	Mar	June
Strategy 2 Details	Reviews			
<p>Strategy 2: Math Lesson Plan Review by Instructional Coaches and Master Teachers to ensure alignment before it goes live to teachers. They will review Instructional Planning Calendars, DOL creation, and alignment. This will be done in sync with the 6 week assessments</p> <p>Strategy's Expected Result/Impact: 75% of lesson plans will provide evidence of accuracy in lesson alignment from objective to DOL (Demonstration of Learning)</p> <p>Staff Responsible for Monitoring: Campus Leadership Teams Master Teacher</p>	Formative			Summative
	Nov	Jan	Mar	June
Strategy 3 Details	Reviews			
<p>Strategy 3: Math data meetings will be held every other week following the DDI (Data Driven Instruction) Model to review bi-monthly quick checks and days for reteach</p> <p>Strategy's Expected Result/Impact: 60% of teachers will begin using the practice of using the DOL assessments during the backwards planning process to plan their lessons and 100% of students will track their own goals.</p> <p>Staff Responsible for Monitoring: Principal Instructional Coaches Data Analyst</p>	Formative			Summative
	Nov	Jan	Mar	June

Strategy 4 Details	Reviews			
<p>Strategy 4: Build out instructional monitoring system for student growth for PK-5 students. All students will have a target to hit. Systems will need to be established for students tracking their own targets, teachers tracking student targets, and admin tracking teacher targets.</p> <p>Strategy's Expected Result/Impact: 60% of Teachers will begin using the practice of using the DOL assessments during the backwards planning process to plan their lessons and 100% of students will track their own goals.</p> <p>Staff Responsible for Monitoring: Campus Leadership Team Teachers</p>	Formative			Summative
	Nov	Jan	Mar	June
<div style="display: flex; justify-content: space-around; align-items: center;">  No Progress  Accomplished  Continue/Modify  Discontinue </div>				

Goal 3: CCMR

Increase the percentage of students graduating with a CCMR indicator from 43% to 48% by June 2024.





Performance Objective 1: By June of 2022, 17% of students will be at the Masters Level in Reading as measured by end of year STAAR.

Strategy 1 Details	Reviews			
<p>Strategy 1: Campus Leadership establish systems for lesson planning, schedules, student data tracking, and classroom evidence chart.</p> <p>Strategy's Expected Result/Impact: All teacher lesson plans submitted, will include instructional practices, activities, and assessments that will be aligned to the rigor of the standard. In addition, the campus leadership team will review and provide feedback weekly to ensure alignment is present.</p> <p>Staff Responsible for Monitoring: Leadership Team Instructional Coaches</p> <p>Funding Sources:</p>	Formative			Summative
	Nov	Jan	Mar	June
Strategy 2 Details	Reviews			
<p>Strategy 2: New teachers will engage in professional development for backwards planning. There will be a focus on alignment with TEKS and Teacher Exemplars.</p> <p>Strategy's Expected Result/Impact: 75% of submitted lesson plans will provide evidence of accuracy in lesson alignment from objective to DOL (Demonstration of Learning)</p> <p>Staff Responsible for Monitoring: Admin Team and Leadership Team</p>	Formative			Summative
	Nov	Jan	Mar	June
Strategy 3 Details	Reviews			
<p>Strategy 3: 75% of Teachers will begin the practice of using the DOL assessments during the backwards planning process to plan their lessons and 100% of students will track their own goals.</p> <p>Strategy's Expected Result/Impact: During the backwards planning process, 60% of teachers will begin using DOL assessments to plan their lessons and 100% of students will track their own goals.</p> <p>Staff Responsible for Monitoring: Teachers Instructional Coaches Leadership Team</p>	Formative			Summative
	Nov	Jan	Mar	June
Strategy 4 Details	Reviews			
<p>Strategy 4: Utilize the data analyst to prepare aligned assessments for grades K-5 in all content areas and to create and monitor identified campus targets through trackers across all grade levels and content areas.</p> <p>Strategy's Expected Result/Impact: Improve student achievement across all content areas and grades by creating aligned assessments to monitor campus goals and targets.</p> <p>Staff Responsible for Monitoring: Principal Assistant Principal Data Analyst</p>	Formative			Summative
	Nov	Jan	Mar	June
<div style="display: flex; justify-content: space-around; align-items: center;"> <div style="text-align: center;">  No Progress </div> <div style="text-align: center;">  Accomplished </div> <div style="text-align: center;">  Continue/Modify </div> <div style="text-align: center;">  Discontinue </div> </div>				

Goal 4: Learning Environment (based on the BOE constraints)

Ensure all students have access to a safe, supportive and culturally responsive learning environment.

Performance Objective 1: (To be added)

Strategy 1 Details	Reviews			
Strategy 1: (To be added) Funding Sources: - Title I (211) - 211-61-6499-04L-124-30-510-000000-22F10 - \$500, - Title I (211) - 211-61-6399-04L-124-30-510-000000-22F10 - \$1,612	Formative			Summative
	Nov	Jan	Mar	June
<div style="display: flex; justify-content: space-around; align-items: center;">  No Progress  Accomplished  Continue/Modify  Discontinue </div>				

Campus Funding Summary

Title I (211)						
Goal	Objective	Strategy	Resources Needed	Description	Account Code	Amount
1	1	1		Data Analyst	211-13-6119-04E-124-30-510-000000-22F10	\$68,836.00
1	1	5		Supplies and materials for instructional use	211-11-6399-04E-124-30-510-000000-22F10	\$15,388.00
1	1	5		Snacks or incentives for students	211-11-6499-04E-124-30-510-000000-22F10	\$1,500.00
1	1	5		Extra duty pay for tutoring after hours (Teacher)	211-11-6116-04E-124-30-510-000000-22F10	\$5,846.00
4	1	1		Snacks for parents to promote participation	211-61-6499-04L-124-30-510-000000-22F10	\$500.00
4	1	1		Supplies and materials for parental involvement	211-61-6399-04L-124-30-510-000000-22F10	\$1,612.00
Sub-Total						\$93,682.00
Budgeted Fund Source Amount						\$93,682.00
+/- Difference						\$0.00
SCE (199 PIC 24)						
Goal	Objective	Strategy	Resources Needed	Description	Account Code	Amount
						\$0.00
Sub-Total						\$0.00
Budgeted Fund Source Amount						\$2,388.00
+/- Difference						\$2,388.00
Grand Total						\$93,682.00

Addendums