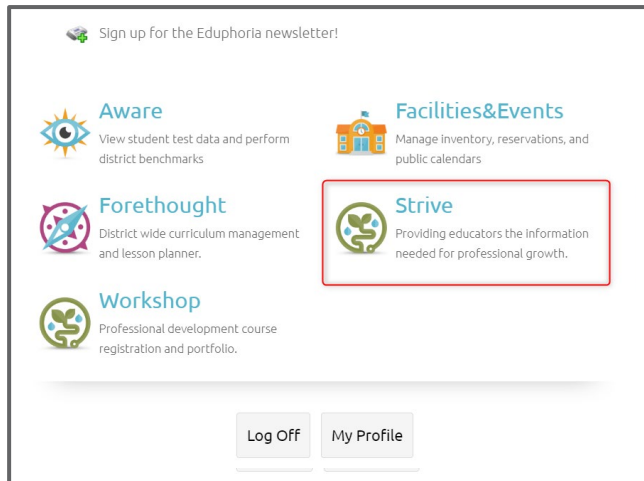


How a Teacher Creates a Professional Development Plan

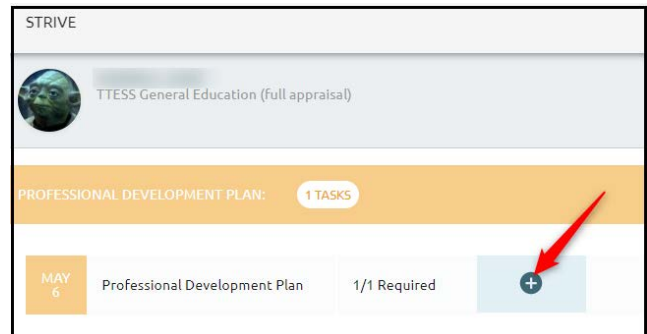
Step One

LOG INTO EDUPHORIA! AND SELECT STRIVE.



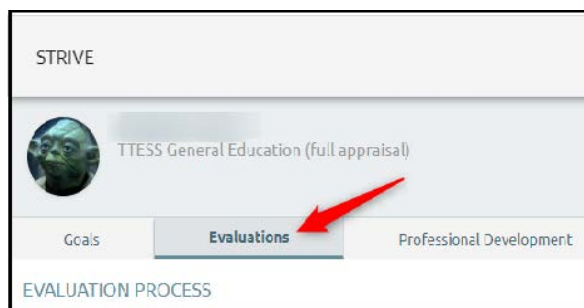
Step Three

SELECT PROFESSIONAL DEVELOPMENT PLAN



Step Two

SELECT EVALUATION TAB



Step Four

WORKING WITH YOUR ADMINISTRATOR

- **Select Professional Development that aligns with your Professional Goal and T-TESS Refinement Domain.**
- **Consult Eduphoria! Strive for District-approved Professional Development**
- **Select Professional Development that aligns with your Professional Goal and T-TESS Refinement Domain.**
- **Consult Eduphoria! Strive for District approved Professional Development**
- **All trainings and conferences outside of the district will need to be approved prior to attending.**
- **If you have any questions please contact PLI@fwisd.org**

