



Google Classroom: Login and Join a Class (Students)

Overview

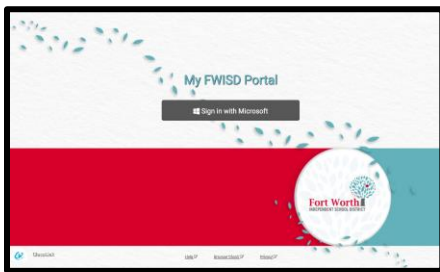
Google Classroom is an application that allows distance learning for students and teachers. Teachers can create lessons online using Google Docs and Drive, which enables a student to access all course materials in one location. Teachers can use discussions, quizzes, tests, and links to resources to create an engaging environment for their students.

Getting Started

1. Navigate to the **My FWISD ClassLink Portal**.

<http://fwisd.org/myfwisd>

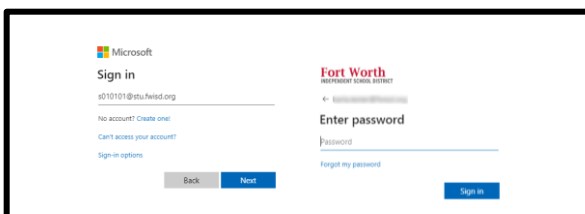
2. Click **Sign in with Microsoft**.




3. Enter your username and password, if you are prompted.

Students: Enter your username and password. The format for your username is the letter S plus the student ID number and the extension @stu.fwisd.org.)

Example: S010101@stu.fwisd.org

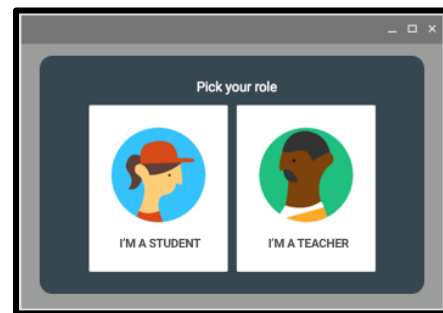


Click the icon for Google Classroom.

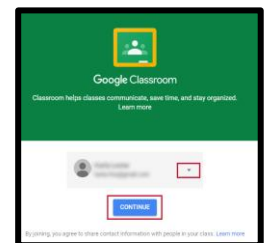
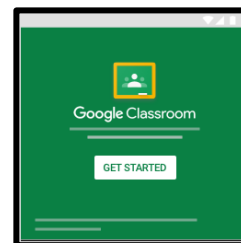


First-time users will notice a landing page to set-up your Google Classroom Account. Be sure to read through the welcome message and accept the terms of use.

4. Select **I'm a Student**.



5. Click **Get Started**, if this is your first time logging into Google Classroom. Choose **your account** next to the drop-down arrow. Click **Continue**.



Join a Class

When you join a class, you will have access to classwork and resources. Students have two ways of joining a class. You can join with a class code or by invitation from your teacher.



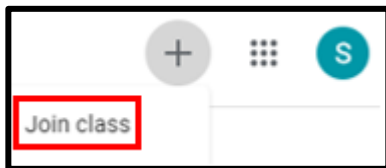
Google Classroom: Login and Join a Class (Students)

Join With a Class Code

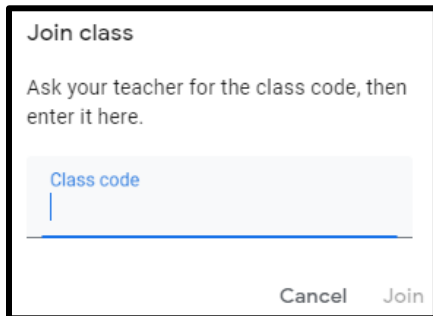
1. Click the Plus Sign in the upper right corner of your screen.



2. Click Join Class.



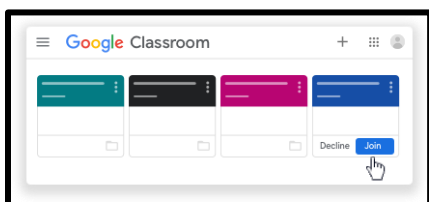
3. You will enter the class code provided by the teacher. The code will contain 6 or 7 numbers and letters. For example, 1p93sk or 2lq2h1w.



4. Click Join.

Join Through an Invitation from Your Teacher

1. Click Join at the bottom right of the Course Tile.



Once you have joined a class, you will see the stream of information provided by the teacher. Make sure you familiarize yourself with the information.



Switch to a Different Account or Profile (Sharing a Device with a Sibling)

In Google, it is possible to switch between accounts/profiles so that someone else can view their Google Classroom account.

1. Click on the profile icon in the upper, right corner of the screen.



2. Click on the account you want to view.

